

# Nevada

P.O. Box 2907 Sparks, Nevada 89432

N.S.S.S. meets on the 2nd and 4th Saturday of each month at 10:00 am  
in the Sparks Heritage Museum at Pyramid and Victorian Avenue  
<http://home.earthlink.net/~renostamp/>



## N.S.S.S.



## POST BOY

April 11, 2009

March is the Month of fools. Guess that's why I feel like I fit in. Watch out when someone points at your top button, you may get your nose tweaked.

**Frank Fey** missed our first meeting in March. Unusual for Frank but I think we can forgive him. The next time you see him, wish him a Happy Birthday. He missed the meeting to celebrate his Eightieth.

We are losing one of our members, **Jerome Pryor**, who has chosen to return to Arizona. I wonder how you can take all that warm weather and those beautiful golf courses. We'll miss you.

**Dick Dreiling** tells me there will be a "Cowboy" exhibit in the Heritage Museum in July this year. You might look through your collection to see if there is an appropriate stamp or two for the exhibit.

While on the subject, the lease for the Museum has been accepted now we need your support to help get the up-grades funded. Contact your local representative to add your voice. The more people behind this, the sooner it will get started.

There is a **Yard Sale** planned for the third Saturday in May (the 16th). The cost of a table will be a required \$5 donation to the club. Snacks will be provided by the club. This will be held at the clubhouse at the Silverado Estates Mobile Home Park at 2301 Oddie (next to Sak & Save), opening at 10:00 am. Stamps will be the main subject but other small items may be sold as well. 16 tables are available, so get your bid in early.

In February, we were treated to **Charles White** delivering a number of Internet Resources for stamp collectors. 14 pages of them, quite comprehensive. Starting with Linn's Publication on line, he went through the APS, ATA (and a few other initials), auction sites, dealer sites and information sites. Good show. This month was a "Show and Tell". Many of us brought our favorite stamp(s) and took a moment or two to talk about it.

Our **Picnic** site has been selected and the date is set. On August 29th we will be installing our new officers at Bower's Mansion in the **South Side Pavilion**. 10:00am will find many of us there to help set the table, start the charcoals and getting the tables ready for the late-comers. Prepare to sign up for a side dish. Dick will be cooking the hamburgers.

Just a reminder that the **Greater Reno Stamp and Cover Show is coming**. Are you getting ready? Contact Jeanne Paquin for your exhibit.

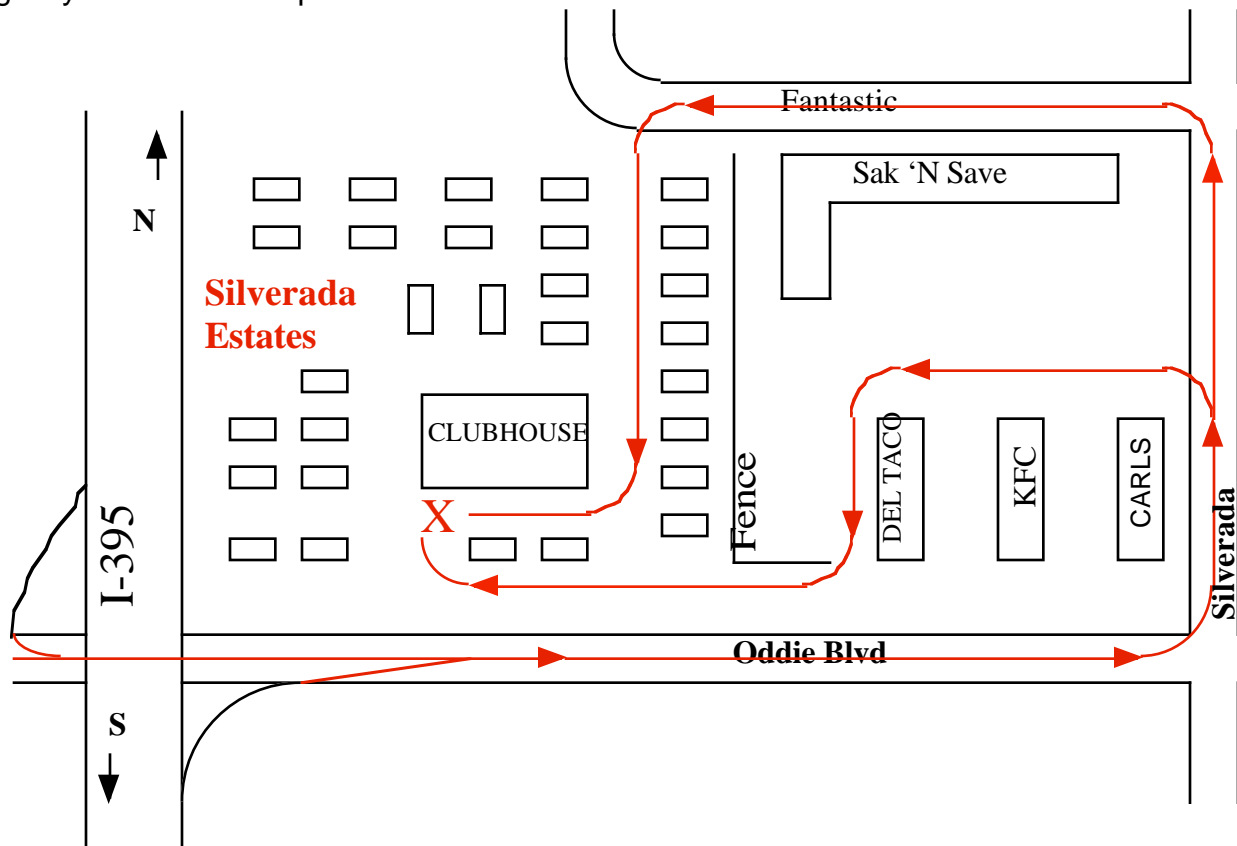
**SOPEX 2009** will be held at the County Fairgrounds in Medford Oregon at 1 Peninger Rd., Central Point On Apr 4 and 5. Hrs 10 to 5:30 and 10 to 4.

**WESTPEX**, Apr 24-26 at the Marriot Hotel in Burlingame, 1800 Old Bayshore Hwy.

**Easter Seals Show** April 4 & 5: Over a million .02-cent stamps, Easter Seal Center, at 3205 Hurley Way, Sacramento, CA

It's time to start thinking about the up-coming election. Our president of the last two years, Mike Johnson, will be finishing his first term and we will be re-electing (should he choose to run) or replacing him this July. Also ending a term in office is our Treasurer, Paul Glass and Board member, Frank Fey. If you would like to run for any of these positions, now is the time to start planning. Nominations will be made by or before June for the election in July. The nominees will appear in the post Boy in the July issue for the election that month. Contact John Walter, the director of the Nomination and Election Committee, for any information you need. Some information is given by John on the seventh page.

Speaking about the yard sale, well, I mentioned it on the first page, here is a map to the Silverado Estates. The sale starts at 10:00am but the doors will be open at 8:00 to give you time to set up.



This yard sale will not be advertised and is only for NSSS members and their guests. I will assume some of the people who live there will also participate. There should be plenty of parking around the clubhouse. Please take careful not to block any of the resident's cars or driveways. There is also plenty of parking space in the Sak N Save area.

## Dots in circles and stars

Last month's APS Magazine, American Philatelist had an article about hinges. The article went a little beyond its original subject and into the meaning of those little marks used by dealers to indicate the condition of a stamp in reference to hinging. It was a good article so I thought I would expand on it

What do all those little marks mean anyway? To recap what Barry Krause of the Philatelist had to say;

- H.- Hinged, meaning the stamp had been hinged at some time.
- LH.- Lightly hinged, a stamp with some gum disturbance caused by the hinge.
- VLH. - The barest disturbance caused by a hinge.
- HH. - Heavily hinged, one really badly stuck hinge or several hinges still there.
- HR. - Hinge remnant still attached to the stamp. May or may not be easily removed.

This all refers to the condition caused by a hinge. The absence of a hinge is usually referred to as MNH (Mint Never Hinged). That term is only used for stamps that were issued *with* gum. This next group of initials applies to the gum condition.

- NG - No gum is left on the stamp.
- NGAI - No Gum As Issued. The stamp never had gum and was issued that way.
- RG. - Regummed. The gum has been reapplied or new gum has been added.
- PG. - Partial Gum. Some of the gum is missing (washed away usually).
- Glazed Gum. - The gum may have melted and resolidified causing a glass-like surface over all or part of the gum.
- Gum Skips. - Gum missing in some area of the stamp. Caused in production.

Then there are the symbols used in the catalogs and by many dealers;

\* This one means Mint. It has probably been hinged but has most of its gum. Any severe gum disturbance should be mentioned in the description.

\*\* This one also means mint but the gum remains undisturbed. MNH means the same thing.

The dot in the circle means used. The stamp has been canceled.

The "X" in the square is an envelope meaning "on cover".

A block is just that referring to four stamps in a block.

I have probably missed something here, but not to worry, someone will let me know. Perhaps it will be you.

# FORGERIES

If you don't know it, forgeries always catch my attention. It's an interesting subject. All the stamps on this page are forgeries.

## Forgeries!

<http://home.wxs.nl/~klase024/forger.htm>

A simple page with several forgeries pictured, including the one to the right from Heligoland.



## Frajola Opinions Journal

<http://www.rfrajola.com/journal.htm>

an interesting site with lots of forged covers and a link to a "do it yourself" expertisation page.

## Alpenvorland

[http://crostamps.com/a\\_a/article.htm](http://crostamps.com/a_a/article.htm)

Dr. David Ganse is the author of this article about a series of Croatian stamps that have often been considered fakes from a nonexistent country. His opinion is they aren't. What's your opinion?



Pula - Croatia



## CSA Fakes

<http://home.comcast.net/~kr.baker/csa/fakes/>

This site by Kevin Baker is all about the forgeries of the Confederate States of the US. It compares the fakes along side of the real thing. Easier to tell that way.

## Comparative Stamp Forgery Identification Site

<http://www.geocities.com/claghorn1p/>

This is the "Claghorn" site you may have heard about. You can compare any stamp next to the real thing or the forgery. Of course he doesn't have all the forgeries which means he probably doesn't have the one you're looking for. Ah well!



We haven't been to Great Britain for a while so here we return to the land of fog, rain and the Royal Family. Speak to yourself with a British accent here. It may help you to find the right answers.

1. What was the denomination of the first British stamps issued in 1840?  
A) one pence    B) 2 pence    C) 2 1/2 pence
2. Which Queen is shown on the first British set?  
A) Queen Victoria                      B) Queen Elizabeth                      C) Queen Elizabeth II
3. What was the color of the first British stamps?  
A) Black                      B) Blue                      C) Brick red
4. What animal is shown on the stamp issued for the British Empire Exhibition in 1924?  
A) Lion                      B) Bulldog                      C) Penguin
5. What king is shown on the Peace Issue of 1946?  
A) King Edward VIII                      B) King George V                      C) King George VI
6. What monarch is shown on the coronation issue of 1953?  
A) Queen Elizabeth II                      B) Kaiser Wilhelm                      C) Princess Diane
7. What English writer was honored on a 1964 series?  
A) Arthur C. Clarke                      B) Somerset Maugham                      C) William Shakespeare
8. Folk dancers from what country appear on a 1965 set?  
A) Trinidad                      B) Ceylon                      C) Monsterrat
9. The "Blood and Fire" flag appears on a 1965 issue. What organization does it honor?  
A) American 3rd Army                      B) Scott's Brigade                      C) Salvation Army
10. What military aircraft is shown on a 1965 four pence value?  
A) B-17 Flying Fortress                      B) Spitfire                      C) ME 262

Bonus question: What does "NGAI" mean

I'll give you a hint on the last question. There are several aircraft shown on a four pence stamp issued in 1965. The one we are looking for here had a strong impact in defending Great Britain during World War II. And, it was British. And, it was one of my favorite model airplanes to build when I was young (did that ever happen?).

A few tricky answers this time and at least one wrong question (#3). This time I can't blame it on Bill Olcheski. It was my fault I typed in 1959 when it should've been 1969. Oops! Like Avis, I'll try harder next time.

1. A. The International Book year was created by UNESCO in 1972 to promote the authorship and use of books. The stamp is # 1039.
2. B. Freidrich Engels. He is the one who introduced Karl Marx to the study of economics and collaborated in many of Marx's works.
3. C. Pope John XXIII was a Pope loved by the people for his extraordinary acts such as visiting a jail because, as he said, "I come to you because you cannot come to me". #1011.
4. A. This 1969 souvenir sheet honors these women on the 50th Anniversary of Universal Woman's Suffrage. #1007
5. B. The introduction of the world's first postage stamps was honored but showing early German stamps from Thurn and Taxis. Thurn and Taxis was a princely house not a country, that started a postal service for the kings in 1489.
6. C. Germany, as did many countries, issued a stamp honoring one of the most popular presidents in recent history on #901, John F. Kennedy.
7. B. Heinrich Luebke was the president of the Federal Republic of Germany (West Germany) from 1959 o 1969. He was remembered on two stamps issued during his term in office (# 581-582).
8. A. A picture of Saint George slaying a dragon is on #823, issued in 1961 to honor the Boy Scouts of the world. Saint George is the Patron Saint of the Boy Scouts.
9. C. Gottlieb Daimler developed an internal combustion engine light enough to power an automobile. It is shown on #840 and 841.
10. A. George C. Marshall was the architect of the Marshall plan to rebuild Germany and Europe after WW II. # 821.

Bonus question. Paquebot means "packetboat" and is a boat used to transport mail?

Question number 3 will be a give-away. You automatically get it right. Now all you have to do is get the other nine correct for another 100 bucks. And ten more for the bonus question.

## Nominations and Elections Committee

John Walter, Director and Chair

It's that time of year to begin thinking about participating in the NSSS by volunteering for elected office. According to the Bylaws, the President and Treasurer are elected (for a 2 year term) in odd years. Some of you may be thinking, "Didn't we elect the Treasurer last year." Yes we did. The Board decided that we needed to get back on the Bylaws schedule. So Howard Grenzebach volunteered to complete one more year as Secretary, and that position will be open along with Vice-President in 2010. There is one Director position open this year for a three-year term.

A suggestion was made, and I agree, that the candidates for President, Treasurer and the Director **may** submit a short "resume" stating qualifications and any goals. The resume is not mandatory. If a resume is submitted, it will serve to inform the society members of the candidates organizational and leadership qualities along with philatelic interests.

The slate of candidates will be published in the June issue of the Post Boy with elections taking place, by secret ballot, on July 11 (our last meeting that month).



## Winick Snippets

By Les Winick

As syndicated in 435 non-philatelic newspapers

The newspapers are full of articles about the homeless. For whatever reason, they all have one thing in common; none have a permanent address.

But each person can receive mail every day through the General Delivery system of the Postal Service. Any type of mail addressed to an individual, care of General Delivery, city and state, will be held for that person at that post office.

General Delivery serves about 500,000 people a day in large and small offices throughout the country. Mail can include checks from government agencies, hometown newspapers and letters from relatives. This is the only area in the entire postal system where sorting is done by name rather than by address.

When the Post office originated 200 years ago, everyone had to go to their local post office and get their mail via General Delivery. Very few of the 470 million pieces of daily mail delivered are kept in that category today. For the homeless, however, it is a tie to reality that someone knows they exist.



# Welcome to The World of Stamp Exhibiting!

by Tom Fortunato

## Elements of a Cover... Take a Closer Look! *(continued)*

I hope this brief look at covers will get you to examine them more closely from now on and don't forget to give them a proper write-up when exhibiting. Some of my best finds have come out of dealer's junk boxes and my own mail!

### Fun With Watermarks

Too often we only look at the front of a stamp, totally neglecting the other side! You may miss entirely the stamp's watermark, if there is one.

Watermarks are older than stamps themselves, used first hundreds of years ago as a security measure to prevent fraud. They are created when the paper itself is made. Paper pulp runs under a device called a "dandy roll," a cylinder with fine wires around it in a specific pattern. When dried, the paper is thinner in the sections which were depressed in the moist pulp.

This thinned section leaves a design that can be seen when the stamp is held up to a light or placed in a watermark tray with a few drops of watermark fluid. Even well seasoned collectors are unaware of the variety of designs found in the watermarks of the world. Topical collectors should also take note, as this adds another element when exhibiting.



Here are a few examples of what can be found. Give yourself a challenge and see how many you can locate in your stamp catalog, but beware, it's going to be tough!

### Some Common FAQs (Frequently Asked Questions)

Will judges dock me if I show mostly used stamps in my exhibit?

Your long term goal is to display either all mint or all used stamps, along with other philatelic items. Absolute adherence to this rule is expected at national or

international competitions. However, at lower levels, judges will understand if you mix mint and used. Some very inexpensive stamps are difficult to find in mint condition, despite the myth that all mint stamps are expensive. As for used stamps, postally used are preferred rather than cancelled to order stamps- those with a printed cancel on them.

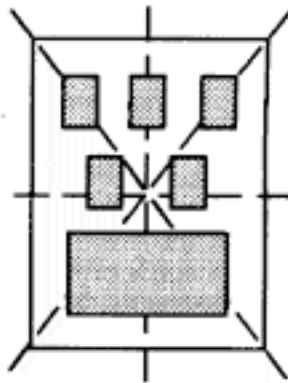
How important is it to have variety in a thematic/topical exhibit?

The best exhibits use a great variety of philatelic "elements." Displaying an assortment of items, such as stamps, cancels, covers, postal stationery, booklets, etc. helps to show your philatelic knowledge. Once you have these, the next challenge is to mix them so that at least two to three elements appear on each page. The better your variety, the more points you will score in that category.

Sometimes covers are exhibited with their address hidden. Why?

As exhibitors, we often write away for examples of special postmarks, or friends mail them to us. At one time, exhibitors using covers which had their own name and address on them were forced to hide them. Judges are never supposed to have any clues as to whose exhibit they are looking at, and it was thought that hiding addresses would accomplish this. The "hide" rule is no longer enforced, but some exhibitors continue to cover their addresses for security reasons.

### Page Balancing page layout



Almost everyone including world class exhibitors, can improve on page balance. The ideal exhibit page is one that looks symmetrical if "split" in your mind. Here are a couple of simple tests to follow:

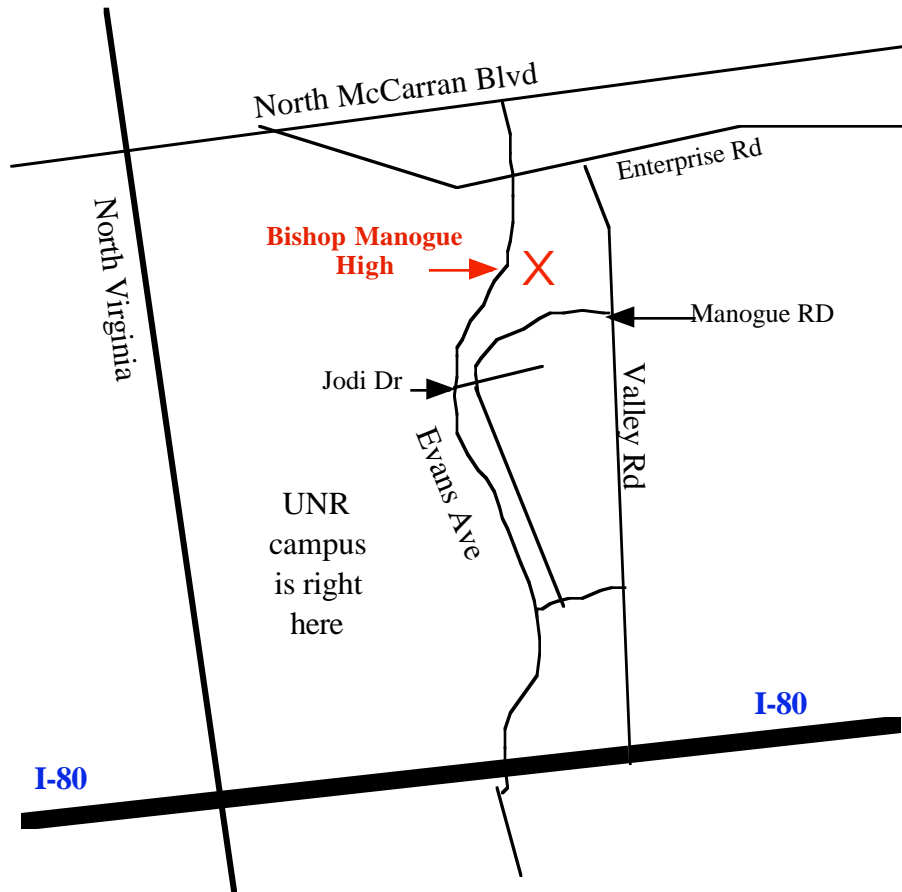
1. The "pie" test: Think of each page as a pie cut into eight equal pieces. Do most pieces have an equal amount of "filling" (your philatelic items) and "shell/crust" (your write-up and non-covered page)?

2. The "grocery bag" test: Pretend each of your stamps, etc. is going into a grocery

bag at the supermarket. Heavier items should go on the bottom, lighter ones on top. In general, this means to place larger items (especially covers) on the bottom of a page and smaller ones (single stamps, etc.) towards the top.

All of this is much easier said than done and there are no absolute "right" ways of doing it. But follow these simple thoughts and you will be well on your way to exhibiting like a pro!

*continued in the next issue*



Paul Glass can sure use your help showing the Boy Scouts how to collect stamps. You not only help the Scout earn a merit badge, you will also be helping to keep stamp collecting alive for future generations by creating new collectors. Last year some of the scouts had to be turned away because there were not enough of us to help out. Make sure that doesn't happen again this year. Volunteer, earn some auction bucks and feel good about yourself for the rest of your life knowing that you made a difference. Contact Paul Glass. He need you. Dates are; Saturday April 11th and Saturday May 2nd. Call now! his number is on the first page. A map to Bishop-Manogue is right above this.