



www.2WingNuts.us

© 2003-2007 2WINGNUTS

[CALIFORNIA SIDE CAR - Trikes, Side Cars & Trailers](#)

[VOYAGER CONVERSION TRIKE](#)

[CHAMPION SIDE CAR - Trikes, Side Cars & Trailers](#)

[***NEW - THE SADDLEMATE***
HITCH MOUNTED COOLER PACKAGE](#)

[THE KLICKTRONIC ELECTRONIC SHIFTER](#)

[The Happy Customers Picture Pages](#)

[2WINGNUTS "EVENTS PAGE"](#)


[LED LIGHTING](#)

[DANIEL'S "PARTS IS PARTS"](#)

The 2WINGNUTS "LIGHTSHOW"

High Performance LED Lighting for your Motorcycle

[<<download PDF price list>>](#)



LED Accent Lights




www.ProfileRiders.com

**2WINGNUTS is proud to announce the release of their
NEW line of LED Accent Lights**

These new units feature a brighter more consistent light and pattern (no wimpy output, or dark circles like so many lights sold today) These units are far and away the BRIGHTEST LED's we have ever seen in STEP or COURTESY lights. Unlike all the current LED units sold that only have 4-8 inches of wire coming out of them, these units feature an Industry First, 36" Pre-leaded design. Each light comes with a 3 Foot Black Sheath Lead attached saving you countless hours having to extend the lead to a usable length. This design makes for a Much Easier And Cleaner Installation on your bike.



Competition
Inconsistent Pattern
Narrow Coverage
Hot Spots
Lower Light Output
4" Leads



2WINGNUTS
Consistent Pattern
Wider Coverage
Even Distribution of Light
Higher Light Output
36" Leads

Courtesy Light



Mounts on back surface, 4 LED cluster offers direct angle maximum intensity



Step Light



Mounts on side surface, 5 LED cluster with Multiple angles offers maximum coverage



Chrome or Black Courtesy Light

Chrome or Black Step Light Casing


Typical Installation requires 6-8 LED Lights (3-4 courtesy, 3-4 step)

Suggested Locations:

- 4 under tank - one near each cylinder head
- 1-2 on back of air cleaner facing cylinder
- 1-2 on back of horn facing cylinder
- 1 on frame facing back cylinder

USE THE BLACK CASING FOR HIDING THE POD OR STEP LIGHT
USE THE CHROME TO SHOW OFF THE POD OR STEP LIGHT

Available LED Colors:



Case: Black Plastic or Chrome Plated Plastic
100% Waterproof,
Mounting: Use 3M double sided tape

Other Accessories:
Self Installation Kit
6 Function Wireless Remote Control Unit
3M Tape and Adhesive Promoter
LED Accent Light Wiring Block Diagram

You Wont Believe This Pricing

...It's Unheard Of...

Any Style / Any Color / Chrome or Black Casing

\$15.00 each

(Plus Shipping and any applicable sales tax)

6 Function Wireless Remote Control Unit w/ **Built In Flasher**

Now control your 2WINGNUTS LED lighting from over 100 feet away! This kit allows you to control your LED's with a push of a button. Turn them on, Turn them Off or Flashing at 4 different Flash Rates. Make a Statement from inside your house, the club, or even while walking down the street. Unit hooks up with a few simple wires and works with any 12 volt accessory (3amps or less) you want to remotely control.

Includes 2 keychain remote control fobs, controller box and instructions.
Item: CDREMOTE Price: \$69.00



Planning on Coming to the Texas Hill Country?

Going to be in San Antonio for vacation?

We install at multiple locations and
at Scheduled Rally Events!

Email our Technicians (Daniel or Colby) for installation availability and locations.

Contact: Wayne
2wingnuts2@earthlink.net

Contact: Daniel
2wingnuts@earthlink.net

Contact: Colby
2wingnuts3@earthlink.net

© 2007 2WingNuts

[RETURN HOME](#)

Design by: Fuquay Concepts