


THE  
**CALLBOARD**  
OF THE REDWOOD EMPIRE DIVISION



Visit RED at Website: <http://home.earthlink.net/~campgus/>

October – December 2004

## November Meeting

Monroe Hall  
Santa Rosa

The Redwood Empire Division will meet on Sunday November 7 at 1:00 PM at Monroe Hall, 1400 West College Avenue in Santa Rosa.

Two clinics are planned. JIM MARTORELLA, of the Redwood Empire Live Steamers Interactive Museum, will be bringing his 7½" gauge, 3-truck shay to show us and there will be a presentation by the Live Steamers about their efforts to establish a permanent presence at one of the parks in Santa Rosa. The shay is built in 1.6" scale and weighs in at 398 pounds.

STEVE SKOLD will present a clinic on using a computer and printer to make signs of different kinds for your railroad. He will

have several examples of signs and how they can be applied. (The trophies for the PCR Convention were made using this technique.) The signs can also be used to make iron on transfers for shirts.

Everyone will get a free door prize ticket. If you are wearing your division name badge it will be worth an additional free ticket, as will bringing a model for the contest display (see page 4) and/or at least one guest. The special door prize, at three tickets for a dollar, will be a book on the Florence & Triple Creek Railroad (a narrow gauge RR in Colorado).

There will be food, snacks and drinks available for purchase, furnished by SHIRLY MENTZER to satisfy any hungry and/or thirsty railroad enthusiasts.

After our meeting, JIM MARTORELLA'S shop will be open for a visit by all interested parties. Jim says they have a couple of ten-wheelers under construction in two different scales plus lots of compressors and pumps to show off as well as the shay and a couple of speeders.

We hope to see you on Sunday, November 7 after 12 noon and before 1 PM.

### Driving Directions

Monroe Hall is located in Santa Rosa on the south side of West College Avenue between North Dutton Avenue and Stony Point Road.

JIM MARTORELLA'S shop is at 3468 Stony Point Road near Todd Road. From our meeting site, go west on College Avenue to Stony Point Road and turn left (south). Cross Hwy. 12, Sebastopol Rd, Hearn Ave. and Bellevue Avenue. After passing the Russian Orthodox church, with its onion shaped towers, Jim's house is the third one on the left side with the big yellow barn. There is plenty of parking in the driveway. (If you are coming from Highway 101, go west on Todd Road to Stony Point Road, turn right (north) and the shop is about a half mile up on the right side.)

**STAFF ROSTER****DIRECTOR**

Ron Plies  
P.O. Box 950, Fortuna, CA 95540  
(707)725-9063  
E-mail: [rlplies@cox.net](mailto:rlplies@cox.net)

**SUPERINTENDENT**

Nolan Alexander  
95 Maria Drive, Petaluma, CA 94954  
(707)778-7656  
E-mail: [nolanalexander@msn.com](mailto:nolanalexander@msn.com)

**CHIEF CLERK**

Steve Skold  
5306 Yerba Buena Rd, Santa Rosa, CA 95409  
(707)539-1782  
E-mail: [sandcskold@aol.com](mailto:sandcskold@aol.com)

**CONTESTS**

Steve Skold  
5306 Yerba Buena Rd, Santa Rosa, CA 95409  
(707)539-1782  
E-mail: [sandcskold@aol.com](mailto:sandcskold@aol.com)

**MEMBERSHIP**

Gus Campagna  
PO Box 74, Kentfield, CA 94914  
E-mail: [campgus@earthlink.com](mailto:campgus@earthlink.com)

**TRAIN SHOWS**

John Leins  
731 San Marco, Fairfield, CA 94533  
(707) 422-8266

**LAYOUT TOURS**

Pat Boyle  
6425 Vine Hill Rd, Sebastopol, CA 95472  
(707) 576-7605  
E-mail: [patnt@sonic.net](mailto:patnt@sonic.net)

**NOMINATIONS**

Ed Zakareckis  
2408 Homestead Court  
Fairfield, CA 94533-7137  
(707)425-1159  
E-mail: [ezak@castles.com](mailto:ezak@castles.com)

**ACHIEVEMENT PROGRAM**

Harold Mentzer  
102 Berna Avenue, Napa, CA 94559  
(707) 226-5153  
E-mail: [hsmntzer@aol.com](mailto:hsmntzer@aol.com)

**ESTATE COUNSELOR**

Don Clauder  
305 Garfield Park, Santa Rosa CA, 95409  
(707) 539-3510

**CALLBOARD EDITOR**

John Rolston  
240 Chase St., Sonoma CA, 95476  
(707) 938-5478  
E-mail: [jrolston@pacbell.net](mailto:jrolston@pacbell.net)

**From the  
SUPERINTENDENT  
BY NOLAN ALEXANDER**

Welcome to fall! It's time to stop chasing trains and think about heading back into the layout room and start working on some of those great ideas you were inspired with after visiting so many prototype and model destinations this summer. The next meeting of the Division features a favorite model contest so let's see them! Bring your favorite model and share with us why it's your favorite. Maybe your favorite isn't your best work, maybe it is some of your earliest work. It doesn't matter, just bring it along.

If you have ever given any thought to being an elected RED officer, your chance will be coming up at the February meeting. Nominations will be open for Superintendent and Chief Clerk and the elections will be between then and the May meeting where the results will be announced.

The next annual PCR Convention is coming up in May; have you sent your registration yet? Early registration is the life blood of these conventions, so be sure to let the committee know that you're coming to the party. You can get registration forms in the PCR BRANCH LINE newsletter or on the Web site.

I'll be looking forward to seeing you in Santa Rosa in November.

**CHIEF CLERK'S REPORT  
BY STEVE SKOLD**

Our summer picnic meeting was a huge success. RON & PAM KAISER were wonderful hosts, the weather was perfect and the BBQ under the trees was great. RED provided the ice and soft drinks and coals. It was interesting to see what people brought to BBQ. Ron opened his air conditioned layout and many people spent several hours in there. I managed to run a cab forward off the end of the track but it stayed on the layout. The backdrop was really eye catching. It will be exciting to see it when it is completed.

The kids in attendance had a good time looking at the macaws and other birds, riding the swing and taking a hay ride around the property. It was too hot to use the horses but no one seemed to mind as the tractor was just as much fun.

We have an election coming up in May for Chief Clerk and Superintendent. I am planning on running a second time. Anyone interested in running for one of these positions should contact Nominations Committee Chairman ED ZAKARECKIS before or at the February meet.



# THINK SMALL

## THE STORY

Does your railroad have a story ? Don Cabrall tailored the background story of his H & LP to fit his neighborhood. Gus Campagna has dream sketches of a miniature Cal Western with a night pullman to Ft. Bragg. Were you tempted by my SMALL projects in the previous CALLBOARD? Do the mileage specific numbers on your bridges fit a scenario you can defend?

We take great pride in our precise scale tolling stock. We are careful with selective compression as we fit structures on to our layouts or modules. However, we are BIG LIARS about the miles of track available from hither to yon as we run our trains.

Perhaps you are a prototype modeler. A 25 mile section of railway like NWP from Ukiah to Willits or RGS from Rico to Ames will provide a reasonable run of interesting scenery plus a yard with engine facilitates for a dream layout.

Wait! Do the math. 25 miles is 1517 feet in HO scale. You are locked into a major compression of distance. The result is a collection of little bits strung together to fit your space. Sometimes explaining bridge 27A between bridges 37A and 37B can be difficult but, if the sequence looks like your prototype, you made the right choice. You need to create the desired illusion in the space you have. A good story will do the job. Learn the history and pick your era.

We freelance modelers often ignore an opportunity. We can use fictitious facts - AKA poetic license. Thinking up a support story for your tracks can provide many happy hours of low stress and very productive hobby time

The goals for my Bodega Western RR were: 1. A terminal for trains leaving and arriving. 2. Switching 3. Steep grades for geared engines. (Shay-Fever) 4. Logical direction for loads and empties. Meeting all four demands was a THINK SMALL challenge. Room size limited the Main Line to less than ten feet of Visible track. Take a few minutes to rail fan with the Route Schematic below. Keep in mind that all trains leave Bodega Yard with the motive power at the front of the train.

The story that gives life to this tangle of rails was inspired by Katz Lumber #2 , a tiny locomotive on page 57 of the May 1982 **Narrow Gauge & Short Line Gazette** magazine.

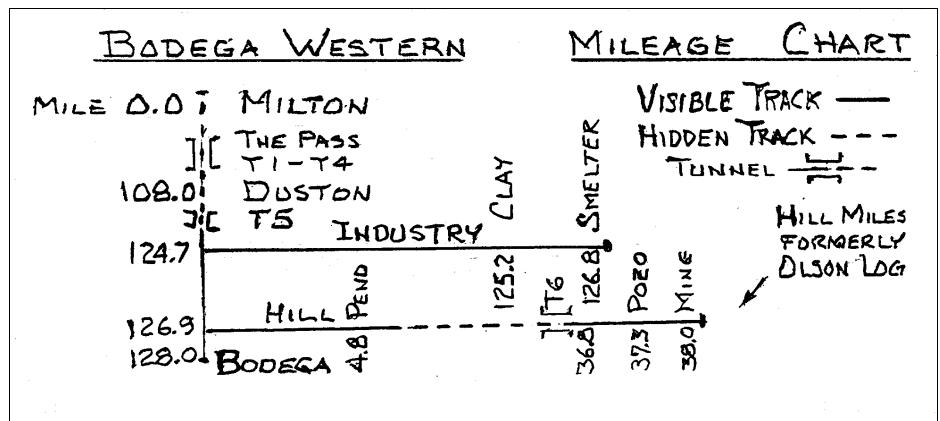
Felix Katz built his mill near the tracks of a major railroad in timber country. With a strong market for ties and bridge timbers, Katz Lumber prospered and the town of Millton was born. As the

mill's need for logs increased the rails advanced up toward the pass in the mountains. Felix gained political friends. The crossroads town of Bodega needed transportation for nearby timber and mineral resources.

One night after a poker game the Bodega Western RR was conceived. With county bond money and the sale of stock to those in the know, the tracks of Katz Lumber could be improved and extended to give sleepy Bodega, a rail connection with the outside world. Mountain railways are expensive but the BWRR would tap abundant resources that offered BIG returns for the area business leaders. The bonds were approved. The rails were extended and Bodega prospered. Olsen Lumber built tracks up the mountain from Bodega to reach more logs. Improbilium, an ore important to the Federal Government, was discovered in the hills east of Bodega.

Also, we must not forget the Katz family. Son Thomas Katz built a big new mill in a flat valley some 20 miles from Bodega but adjacent to the BW tracks. New and bigger engines were ordered. The story grows as time

*(Continued on page 4)*



(THINK SMALL Continued from page 3) goes on.

From this TALL STORY a set of mileage numbers evolved, justifying the train operations out of Bodega. Main Line trains come and go at Bodega. There is local switching

log train from Duston is turned at Bodega before heading up the Hill toward the woods.

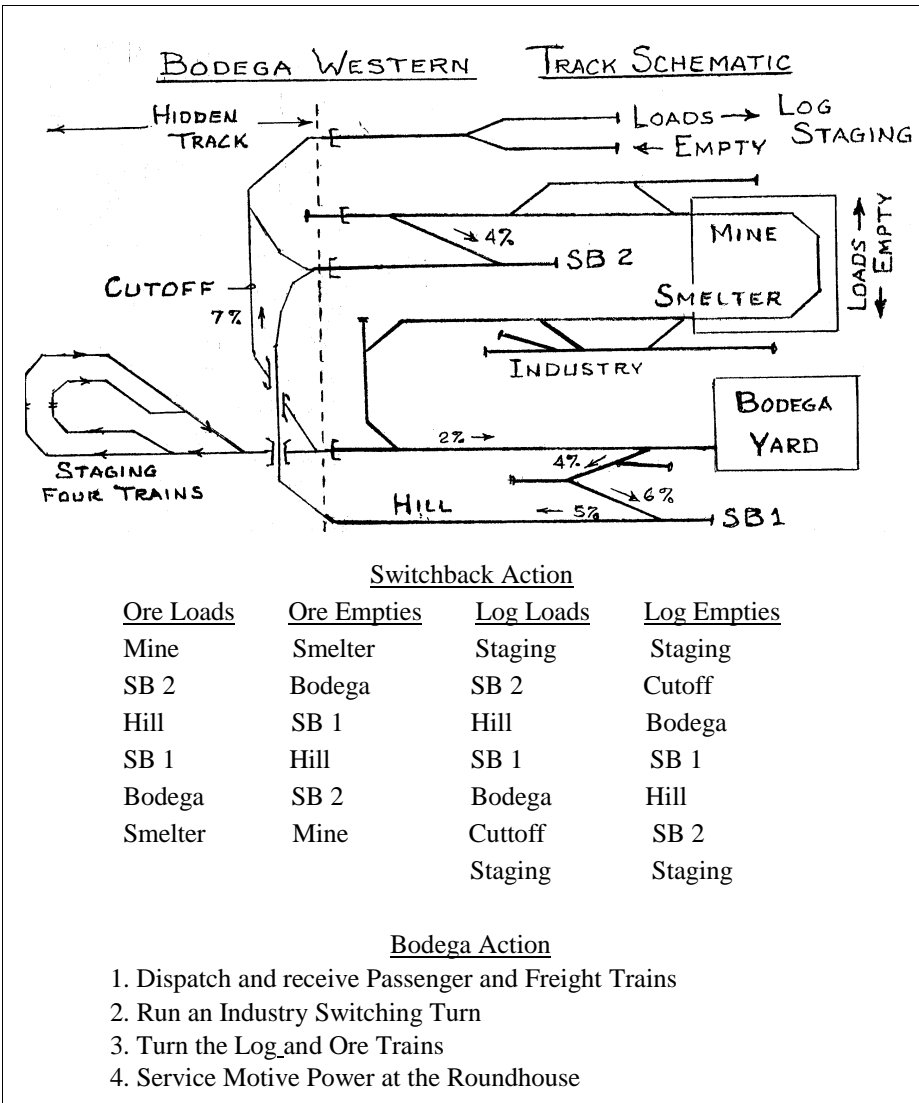
The Bodega Western is not a toy train under the Christmas tree. There is purpose to the movement of trains in this 1/87 world in a time warp back to 1935 or so.

**CONTEST/DISPLAY REPORT**  
BY STEVE SKOLD

The contest for the November meeting will be a favorite model contest. Bring YOUR favorite model to display. There will be an appropriate prize for the winner.

For the February meet, there will be a weathering contest. I have 24 Athearn models from the 1994 PCR Convention to give out. Build the models and WEATHER THEM. Again this will be favorite model format and be prepared to explain how you did the weathering.

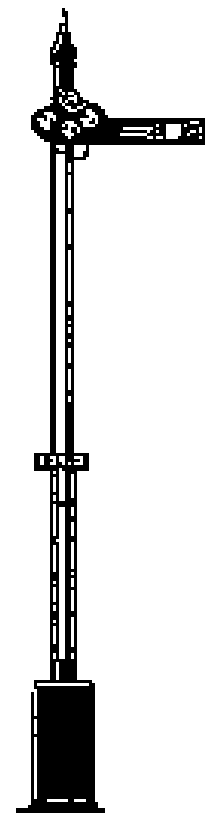
We are still looking for a contest chairman for the division. Please contact me; contact information is listed on page 2.



with the Industry Turn. Loaded ore cars are fetched from the mine and delivered to the smelter. Empty ore cars are retrieved their run over the switch backs to the mine. Log loads come wobbling down the hill line and vanish into tunnel #5 on their way to Duston. The empty

THINK SMALL - Dream up a tall story that fits your style and increase the fun factor along your tracks.

Bill Williams The Ancient One



**Redwood Empire Garden Railway Society (REGRS)**, No. 1 gauge, various scales. If you are interested call Ken Brody at (707)526-0195 or e-mail [westie@sonic.net](mailto:westie@sonic.net)

**Napa Valley Model Railroad Historical Society** HO layout. Meets Fridays 7:30 PM at Napa Fairgrounds, 575 Third St., Napa. For information call: Clubhouse (707) 253-8428 or Ron Rogers (707)224-4040 or John Rodgers (707)226-2985. [www.nvmrc.org](http://www.nvmrc.org)

**Lake County Model Railroad Club** HO layout; meets Wednesday at 7:00PM in the old National Guard Building at the Lake County Fairgrounds on Martin Street, Lakeport. Call John Grutzmacher (707)279-8026 or Tom Turner (707)262-1407.

**Coastal Valley Lines**, HO modular. Meets 1st Thursday of the month at 7:00 PM at Sam's For Play Café, 2630 Cleveland Ave., Santa Rosa. Call Brad Squires (707) 568-4298 or Don Hanesworth 823-9615 <http://home.pacbell.net/jrolston/>

**Solano Rail Rats**, HO Scale For information call John Leins (707)422-8266

**CLUB SCHEDULES**

**Vallejo Model Railroad Club** meets each Wednesday evening at 7:00 PM in the Civic Building, Solano County Fairgrounds, 900 Fairgrounds Drive off I-80 and Hwy. 37, in Vallejo. Enter via Sage Street/Gate #1. The Club operates a HO scale layout. Information: (707)643-1809 (with answering machine) at the club. <http://hometown.aol.com/loggingrr/myhomepage/index.html>

**Sonoma County Model Railroad Society.** SCMRS is relocating. Contact Dave Gibbons at (707)526-2057.

**Humboldt Bay & Eureka**, HO layout, Eureka, CA. Contact David Berriman, P. O. Box 915 Arcata, CA 95518. (707)825-7689.

**Bay Area S Scalers.** Contact Lee Johnson at (925)943-1590.

**North Coast Narrow Gaugers** [www.ncng.org](http://www.ncng.org)

**NPC Operators** An On3 operating group meets one Sunday each month. Contact Steve Skold (707)539-1782 or e-mail [SandCSkold@aol.com](mailto:SandCSkold@aol.com)

**Mendocino Coast Model Railroad & Historical Society**, a Fort Bragg area

group that promotes the hobby of model railroading. This group meets the 3rd Saturday of each month. At present, HO modules are being constructed. Contact Phil Miller at (707)937-3605 for more information.

**Redwood Empire Live Steamers.** A new group is forming with the goal to build a 7 1/2 inch track facility in a local park. For information, call Don or Ann Bruner Welch at (707)578-4414 or write to PO Box 4594, Santa Rosa, CA 95402 [www.santarosals.org](http://www.santarosals.org)

**North Coast Live Steamers**, a group, from the Fort Bragg-Willits area, that promotes the hobby of large-scale railroading and other steam related history. Contact Bill Shepard at (707)961-0329.

**Eel River Valley Model Railroaders**, HO Scale layout. Meets each Friday evening at 7:30 P.M. at the Humboldt Co. Fair Grounds, Ferndale, CA. Write to P O Box 950 Fortuna CA 95540 or contact Ron Plies at (707)725-9063 or [rlplies@cox.net](mailto:rlplies@cox.net) for more information. [www.eelrivervalleyrr.org](http://www.eelrivervalleyrr.org)

**O Scale Modular Group** is forming in Santa Rosa. Contact Don Clauder at (707)539-3510



**MEMBERSHIP APPLICATION** 1/03  
 REDWOOD EMPIRE DIVISION (RED)  
 PACIFIC COAST REGION (PCR)  
 NATIONAL MODEL RAILROAD ASSOCIATION (NMRA)

LAST NAME: \_\_\_\_\_ FIRST NAME: \_\_\_\_\_

ADDRESS: \_\_\_\_\_

CITY: \_\_\_\_\_ STATE: \_\_\_\_\_ ZIP: \_\_\_\_\_

TELEPHONE #: \_\_\_\_\_ NMRA # (if a member): \_\_\_\_\_

I want to become a member of the Redwood Empire Division in the Pacific Coast Region of the NMRA. I have checked below the type of membership I desire and have enclosed the proper amount in a check payable to PCR-NMRA.

I understand that membership in the RED/PCR requires membership in the NMRA.

- |  |   |
|--|---|
| <input type="checkbox"/> RED/PCR and NMRA for one year at \$51.00  | <input type="checkbox"/> RED/PCR only (requires NMRA membership # above) at \$6.00  |
| <input type="checkbox"/> RED/PCR and NMRA for five years at \$240.00   | <input type="checkbox"/> RED/PCR only five years (requires NMRA # above) at \$25.00 |
| <input type="checkbox"/> RED/PCR and NMRA affiliate at \$29.00<br>(No NMRA monthly <i>Bulletin</i> magazine) | <input type="checkbox"/> Check here if this is a renewal PCR #: _____               |
| <input type="checkbox"/> RED/PCR and NMRA Youth (under age 20 ) at \$36.00<br>Date of Birth: _____           |   |

Life memberships in both the NMRA and RED/ PCR are available. Contact Member Services Chairman for actuarial quote. Send application form and remittance to : PCR Member Services, 530 Fig Tree Lane, Martinez, CA 94553. Please allow 3-6 weeks for processing your application.

---



---

**COMING DOWN THE LINE**
**EDITOR'S NOTES:**

The January – March 2005  
CALLBOARD schedule is:

**Staff Meeting:** 7 PM, January 11

**Text Deadline:** January 18

**Mailing:** January 25

**Meeting:** February 13, 2005

Submit all articles, calendar items,  
classified, and/or comments to:

Editor, 240 Chase Street,  
Sonoma, CA 95476

or send it by e-mail to:  
*jrolston@pacbell.net*

**Send address corrections to:**

**PCR, 530 Fig Tree Lane  
Martinez, CA 94553**

October 24: **Redwood Empire Garden Railway Society** meet at Steve & Ruth Strader's home, Ukiah, 11 to 4. #

November 7: **Redwood Empire Division** meet in Santa Rosa. Details on page 1.

November 13 & 14: **International Railfair** at Placer Co. Fairgrounds, Roseville. More information at *www.internationalrailfair.com*.

November 20 & 21: **Coastal Valley Lines** train show at Coddington Mall, Santa Rosa. #

December 5: **Coast Division** meet at California School for the Deaf, Fremont.

December 11 & 12: **Napa Valley Model Railroad** holiday show, 12 –6, free! #

December 11 & 12: **Vallejo Model Railroad Club** annual show. #

December 18 & 19: Great Western Train Show, San Rafael, 10 to 4.

February 13, 2005: **Redwood Empire Division** meet in Vallejo.

May 11-15, 2005: **Pacific Coast Region Annual Convention** in Concord.

July 3-9, 2005: **NMRA National Convention**, in Cincinnati, OH.

# Contact information is listed on page 5.

If your club has an event coming up, contact the Editor for inclusion in this list.

Visit RED at Website: <http://home.earthlink.net/~campgus/>


---



---

**CALLBOARD**

John Rolston, Editor  
240 Chase Street  
Sonoma, CA 95476



**FIRST CLASS**

**If You're Going To Think Small--  
-Think Flexible**

I do not wish to infringe upon or in anyway steal thunder from **The Ancient One**, but I am forced to make comment on the last issue's column. Bill recommends using mile posts to mark block boundary gaps. The mile posts to be made from lengths of square styrene. Although he does not say just how these posts should be planted, it is assumed that they will be glued into a drilled hole.

It has been my experience that these mile posts in HO can be easily touched while cleaning track and broken off. Now, one solution could be to make the posts out of short lengths of square brass tubing painted white. The brass posts will not break off, and the first time you snag a finger on one and go in for emergency room stitches, you'll remember next time you're cleaning track, to watch out for the little devils.

A far better solution is to drill a 1/4" hole, roughly a 1/4" to 3/16" deep at the site of the mile post. Cut your post so it won't quite reach to the bottom of the hole. Fill the hole with silicone sealer. Notch the corner edges of the post near the bottom for "tooth" and insert it into the hole. It will probably be necessary to hold the pole straight and suspended in the hole with a clamp of some sort. Allow a day for the silicone to set.

Now when you touch a mile post, it will give and bend over, alerting you that you've just knocked over another mile post, except this one will then snap right back upright..

This tip came from a clinic by Lou Quarrell (and if you remember that name, what hair you may still have is a definite gray or white) thirty five years ago when silicone was the newest wonder of the age.

Harold Mentzer