

# THE CALLBOARD

OF THE REDWOOD EMPIRE DIVISION

Visit RED at Website: <http://home.earthlink.net/~campgus/> January – March 2005

**All Railroad enthusiasts are welcome to enjoy an afternoon of model railroading fun on Sunday, February 13th.**  
*There is no charge to attend.*

## February Meeting

at the  
 Vallejo Model Railroad Club  
 SOLANO COUNTY FAIRGROUNDS

The Redwood Empire Division will hold it's first 2005 meeting on Sunday, February 13th at the Vallejo Model Railroad Club (VMRC) located in the Solano County fairgrounds at 1:00 PM.

All attendees are welcome to bring equipment to run on the club *Vallejo & Solano Western* HO scale layout, which covers over 2000 square feet. The only requirement is that your equipment meets NMRA standards and have properly aligned Kadee or equivalent couplers.

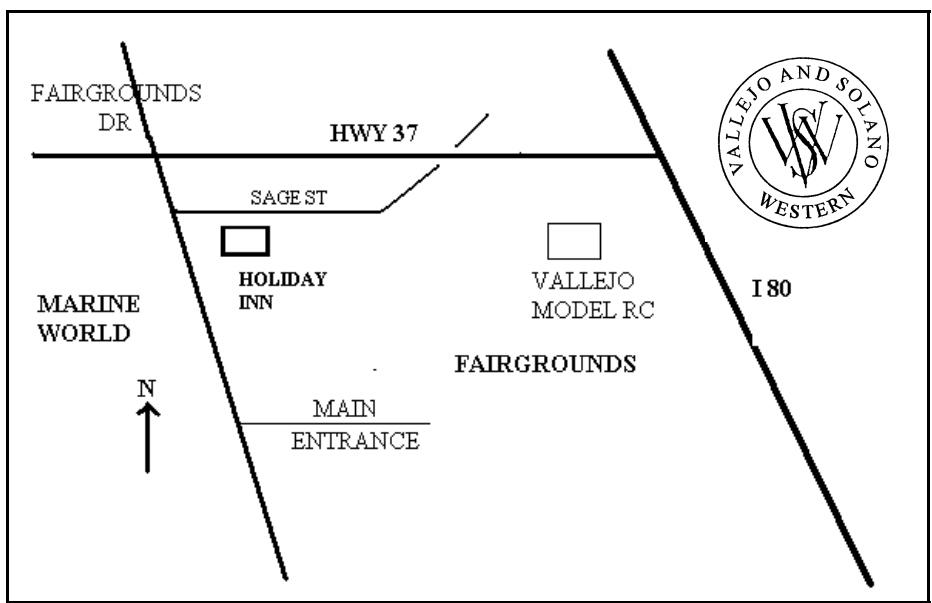
Two clinics will be presented. The first one, in keeping with the theme of BILL WILLIAMS "Think

Small" CALLBOARD columns, (see page 5 in this issue) will be on diminutive bridges - - i.e. culverts, which will be presented by HAROLD MENTZER. Drainage is a critical part of a railroad right-of-way, but all too often little consideration is given on many scale layouts. Harold will discuss the different kinds of culverts, their method of construction, and where and how they would be used. The clinic will provide ideas for modeling the various culvert designs.

These can be simple projects requiring little modification to the layout and be inexpensive endeavors; most can be produced from odds and ends out of your scrap box collection.

The second clinic will be video highlights, edited by JOHN ROLSTON, on "Airbrushing With Acrylic Paints". Everyone attending the RED meeting will get a free door prize ticket. If you are wearing your division

*(Continued on page 2)*



## STAFF ROSTER

### DIRECTOR

Ron Plies  
P.O. Box 950, Fortuna, CA 95540  
(707)725-9063  
E-mail: [rlplies@cox.net](mailto:rlplies@cox.net)

### SUPERINTENDENT

Nolan Alexander  
95 Maria Drive, Petaluma, CA 94954  
(707)778-7656  
E-mail: [nolanalexander@msn.com](mailto:nolanalexander@msn.com)

### CHIEF CLERK

Steve Skold  
5306 Yerba Buena Rd, Santa Rosa, CA 95409  
(707)539-1782  
E-mail: [sandcskold@aol.com](mailto:sandcskold@aol.com)

### CONTESTS

Steve Skold  
5306 Yerba Buena Rd, Santa Rosa, CA 95409  
(707)539-1782  
E-mail: [sandcskold@aol.com](mailto:sandcskold@aol.com)

### MEMBERSHIP

Gus Campagna  
PO Box 74, Kentfield, CA 94914  
E-mail: [campgus@earthlink.com](mailto:campgus@earthlink.com)

### TRAIN SHOWS

John Leins  
731 San Marco, Fairfield, CA 94533  
(707) 422-8266

### LAYOUT TOURS (vacant)

### NOMINATIONS

Ed Zakareckis  
2408 Homestead Court  
Fairfield, CA 94533-7137  
(707)425-1159  
E-mail: [ezak@castles.com](mailto:ezak@castles.com)

### ACHIEVEMENT PROGRAM

Harold Mentzer  
102 Berna Avenue, Napa, CA 94559  
(707) 226-5153  
E-mail: [hsmmentzer@aol.com](mailto:hsmmentzer@aol.com)

### ESTATE COUNSELOR

Don Clauder  
305 Garfield Park, Santa Rosa CA, 95409  
(707) 539-3510

### CALLBOARD EDITOR

John Rolston  
240 Chase St., Sonoma CA, 95476  
(707) 938-5478  
E-mail: [jrolston@pacbell.net](mailto:jrolston@pacbell.net)


(RED Meeting Continued from page 1)

name badge it will be worth an additional free ticket, as will bringing a model for the contest display (see the article on page 4 ) and/or at least one guest. Tickets can be purchased (3 for each dollar) for the special door prize, which will be a one year subscription (or renewal) to any railroad or modeling magazine of the winner's choice.

Plan to have lunch before arriving at the Vallejo club or bring a bag lunch with you. Vending machine soft drinks will be available for purchase.

A short RED business meeting will be held to accept nominations for new RED officers. Details are included in an article in the next column by ED ZAKARECKIS.

Refer to the location map on page 1. To get to the club house at the Solano County Fairgrounds, use the main gate entrance at the traffic light on Fairgrounds Drive. The entrance gate on Stage street is now permanently closed. If stopped at the main gate entrance, show the guard your copy of the *Callboard* and tell the guard you're going to the Vallejo Model Railroad Club. **It may be necessary to pay a \$3.00 entrance/parking fee to enter the fairgrounds.**



## NOMINATIONS REPORT BY ED ZAKARECKIS

The time has come to elect new RED officers. The positions open are 2 year terms for Superintendent and Chief Clerk. If you are interested in running for either office, please submit your name to me no later than during the RED meeting on February 13th. You can contact me before the meeting, if desired, using e-mail, mail or telephone; all 3 methods are listed in the first column to the left. Candidates will be listed on a ballot included with the April –June 2005 *Callboard*. Voting will occur until the start of the business meeting at the RED May 1st meeting.

## DIRECTOR'S REPORT BY RON PLIES

Change is in the air at the NMRA, PCR and RED. You have no doubt heard all the talk from the NMRA after the last national vote in July of 2004. One of the biggest issues was the single-pay dues feature. This will mean that we will only write one check for of our memberships to the NMRA, PCR and the RED. The good part about this is that all the people living in the PCR will automatically become members of the PCR if they join, or are current NMRA members.

Presently a NMRA member does not need to be a member of the PCR and RED. Why anyone would not want to be a member I don't know because, for me, it's the best additional \$6 I spend each year . The friends, the conventions, the divisions meets are all well worth it.

The down side seems to be that no one knows what part of the single-pay dues will be PCR's. At this time we are operating on \$6 per year, per member and we are just breaking even paying all of the expenses associated with this organization.

(Continued on page 3)

(DIRECTOR'S REPORT Continued from page 2)

The amount of money will increase with the number of new members, but so will the expenses for the additional printing and mailing costs of our newsletters, which is our biggest expense. My feeling is to wait and see what happens before we push the panic button. I am hoping, with a number of other folks, that it will work out well in the end.

I have gone through three reorganizations in my own business with the end result that I am better off. I have had a number of people tell me when we get the single pay in place to let them know and they will join the organization, so this is one good sign. Another feature that was voted in was the number of trustees at the NMRA national level. Because the NMRA national pays the trustees expenses to attend the meetings, downsizing from 17 to 8 or 9 will be helpful.

We have some issues to deal with, but I believe in the long run that it will be for the best. The PCR and the RED are alive and well, thanks to all of you who have supported it over the years and those of you who will continue to do so.

So let's be positive and work to improve what is already a great organization. If you have anything for me to present to the board meeting in May please let me know; my contact information is listed in the left hand column on page 2. I look forward to hearing from any and all that wish to weigh in on these issues

What a great turn-out we had at the last RED meeting in Santa Rosa. I truly believe we are putting modeling back into the organization with all of the wonderful models that the group brought to the show. I really enjoy seeing them and hearing from the builder how they were put it together and any special thing that had to be done. I remember as a

young man living in So. California and belonging to the West Covina Brotherhood of Model Railroaders in La Verne. The first time I walked into the club room I was so impressed. Seeing all the different kinds of work that had been done on equipment and scenery, I was inspired to improve my own modeling efforts. A big thanks goes to DON CABRALL for finding a place for us to meet in Santa Rosa and to everyone who came, especially those who brought models.

I hope to see you at the next RED meeting on February 13th. This will be not only be an opportunity to display our models but also to run them on a fine large model railroad layout. So test run that equipment, finish that new Branchline Pullman sleeper, or whatever you're working on, and bring it to this next meeting.

Lets have a good time running trains.

### From the **SUPERINTENDENT** BY NOLAN ALEXANDER

Christmas is past and so is the New Year; I hope you all had a joyous and safe holiday and that you got lots of time to play at your favorite hobby. I'm looking forward to seeing the results of the weathering contest at our next meet in Vallejo. Come & join us there to run trains, learn about making culverts and of course, weathering our models.

We'll also be taking nominations for Superintendent and Chief Clerk at this gathering so if you're interested in running for the job, contact ED ZAKARECKIS or be sure to get someone to nominate you from the floor at the business meeting. There are a couple of jobs vacant right now; **Contests** and **Layout Tours** need to be filled. Steve Skold has been handling the

contest duty but has his hands full with the Chief Clerk position. If you've ever thought about helping out, now is the time to step forward.

Speaking of contests, we will be in Napa on May 1st, just before the PCR annual convention, so if you want to enter the contest at the convention, bring you model and paperwork to the RED meet and let some of our veterans help you get the best score that you can get. If you have never entered a model in the PCR contest, give it some thought for this year. The novice class is pretty much wide open every year.

I know that there has been a lot of discussion about the value of contests over the past year or so but, you might consider that contests are a way to get a critical evaluation of your skill from other modelers. Although the contest isn't structured as a constructive critique, I've never known a PCR contest judge that wouldn't take the time to tell you what was right about your model after the judging was over and to help with suggestions on how to be better in the future. Either way I hope you'll register and attend the PCR convention in May.

Happy railroading !

### **CHIEF CLERK'S REPORT** BY STEVE SKOLD

We had 34 people sign up at the November meeting at the Monroe Hall in Santa Rosa. I would like to thank DON CABRALL for arranging for the Hall. We were joined by the **Redwood Empire Live Steamers** who gave a talk on their efforts to get access to an undeveloped Santa Rosa city park for a permanent home. STEVE SKOLD gave a clinic on using computer generated model railroad signs using adhesive back-

*(Continued on page 4)*

(CHIEF CLERK Continued from page 3)  
ed ink jet photo paper.

We had a number of door prize winners. Winner of the Florence and Cripple Creek RR book was JOE AYMAR (who needs to change from HO to On3 and put his skills to work in a real scale). NOLAN ALEXANDER won the MRC throttle which was the second Special Door prize. Other door prize winners were: HENRY FUCHS, ANNE BRUNER WELCH, JOE AYMAR, DAVID LONG, DAVID GRUNDMAN, GLEN JAMISON, GUS CAMPAGNA, NOBLE EMORY, RON PLIES and MIKE MCSWEEN.

Just a reminder that RED name badges are for sale at \$8.00 each. See me when you sign in at the Vallejo meeting. Badges for TOM STACK and DAVID NORRIS are ready to be picked up. If you are not able to attend at Vallejo, give me a call at (707)539-1782 or e-mail [SandCSkold@aol.com](mailto:SandCSkold@aol.com) and I will send them to you.

A final note; the current balance for RED is \$2,974.13

## CONTEST/DISPLAY REPORT


BY STEVE SKOLD

The contest at Monroe Hall in November was well attended. There were 11 entries submitted. RON PLIES received 5 votes for first, BRICE BENSON 3 votes for second and there was a tie for 3<sup>rd</sup> among STEVE SKOLD, BILL WILLIAMS, NOBLE EMORY & JOSEPH AYMAR.

The February Meet will have a contest on weathering using the convention car from the 1994 PCR Convention. I still have 4 left if you have not obtained one and want to enter. The car needs to be put together and then weathered. It is a 57' Mechanical Reefer and includes trucks and horn hook couplers.

The contest for the May meet will be Motive Power and of course, your favorite model. Also, anyone entering a model in the PCR Convention later in May can bring their model to the RED May meet and someone will be there to critique the model and give pointers on filling out the contest form.

I am still looking for someone to take over the job as Contest Chairman. Please call me at (707)539-1782 or e-mail [SandCSkold@aol.com](mailto:SandCSkold@aol.com)



## EDITOR'S NOTES:

Future CALLBOARD schedules are as follows:

**April-June CALLBOARD**  
**Staff Meeting:** 7:30 PM, March 29  
**Text Deadline:** April 5  
**Mailing:** April 12  
**Meeting:** May 1

**July-September CALLBOARD**  
**Staff Meeting:** 7:30 PM, June 14  
**Text Deadline:** June 21  
**Mailing:** June 28  
**Meeting:** July 17

**October- December CALLBOARD**  
**Staff Meeting:** 7:30 PM, October 18  
**Text Deadline:** October 25  
**Mailing:** November 1  
**Meeting:** November 20

Submit all articles, calendar items, classified, and/or comments to:

Editor, 240 Chase Street,  
Sonoma, CA 95476  
or send it by e-mail to:  
[jrolston@pacbell.net](mailto:jrolston@pacbell.net)

**Send address corrections to:**  
**PCR, 530 Fig Tree Lane**  
**Martinez, CA 94553**

## CLASSIFIED ADS

This is where we run classified ads from members and non-members. There is no charge for Redwood Empire Division members to place an ad. Non-members will be asked to pay a nominal charge of \$2.50 for each 4 lines.

**\*\* Elect Jack Hamilton \*\***

Director, Western Division, NMRA

Ballots are in the NMRA February  
*Scale Rails Magazine*

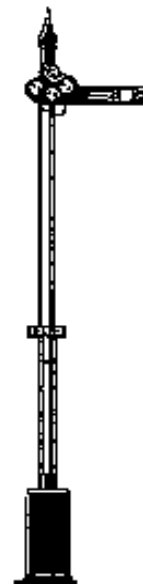
Your vote will make a difference!

I appreciate your support.

## N Scale Layout

Looking for a new home.  
Presently disassembled into 6 sections. Layout includes switch yard modeled after Pt. Arena. Inspection and free pickup in Sonoma County.


Margaret Harryman  
526-3729



## THINK SMALL


This is year 2005 and the "Must Do List" from 2004 has upped it's fourth digit by one with too few items crossed off. Here are four THINK SMALL projects to calm your nerves. Take a break once in a while, you earned it. Only small bits of time are required and the hits on your budget are SMALL. The only LARGE items will be your smiles.

Little People can provide an important enhancement for your module or layout. They can direct attention to details that might be missed. The little folks are an important feature.



Your efforts will be appreciated by a much larger portion of people if you add "Little Folks". You can buy them painted, ready to place near your tracks. More hobby value is yours when you opt for the big box of monocular people you paint and perhaps kit-bash a bit. Just a few minutes of your time can yield figures that tell a story. Frightened ?? Crews for your locomotives are a good place to start. The Little Folks are very tolerant. They do not object when you do major surgery on an arm or cut them off at the waist to fit them into a locomotive cab. With a bit of thought, a fine tooth saw, your #11 blade, plastic weld, paint and perhaps a chunk of sprue, you can modify Little Folk to fit the story you want to tell. With just a few cuts and some plastic weld you might transform a standing figure to a painter wielding a wet brush on to a fence. Reconstructive surgery on

little plastic folks is fun and simple. You can dream up a mini scene, then spend a big chunk of time looking for ready made figures that fit your need. Or, spend less time altering a figure or two from your collection and painting them to fit precisely what you want to portray.



Simple arm surgery (cut, weld & fill) is 90% of the conversion from sport fan with binoculars to woodsman moping his brow or saying "hi". Sit him on a stump.

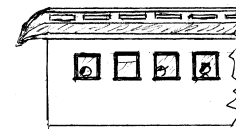
As always, THINKING SMALL can give you more for less. Here is a Quickie. A scale size picture of part of a person placed behind the window of a structure will amaze a viewer. Do you remember finding Dr. Green's daughter at the upstairs window of the green building on my 2x4 Trolley module? Real glass, enough light and a good choice of picture by you - the wizard - will do the job.

If you are more ambitious, you can detail one room of a structure with furniture, pictures on the wall and Little Folks of course. A push button to energize the light bulb that illuminates the scene completes the job. I have a tiny station with an agent busy at his desk. A three story structure at Canyon has interior detail in a corner office. You push a button there to see a worker standing in front of a desk listening to his seated boss. Various boxes and barrels plus the warehouse man are revealed at the push of a button at Bodega's freight station.

Here is another easy and high yield way to use Little Folk to gain credit for modeling know how. A hobo in-

side a box car with a door perhaps half open gets more points from uncle Ed and aunt Martha than seven dozen NBW's and a full set of brake pipes and levers on your latest contest quality scratch-built car.

Do your passenger trains have an empty look;? That is a heck of a way to run a railroad. Paying passengers for N and HO trains are easy to provide. Glass head pins with just dabs of paint and an occasional paper hat give a profitable look to the coaches that grace the rails of my layout's HO and HO<sub>N</sub>3 track. There is no need for fancy detail when the Little Folk are viewed through the windows of a moving train.



PIN HEAD PASSENGERS

The Little People (full bodies or just heads) accommodate the busy modeler with just tiny bits of hobby time. Five minutes or five hours - no matter - little people will improve a layout or module. Placed to tell a story or draw attention to a feature you are proud of, the little folk earn their keep. The population can grow over time. Each little person adds a bit to your scale world. The joy is that only a SMALL unit of time yields an immediate plus.

Often a SMALL hobby morsel will fit into your busy schedule for a few minutes or even a half hour of relaxing hobby time. Think--- WEATHERING - the opportunities are endless. Diesel soot dirties roofs everywhere, not just behind the stacks of your GP whatever. You can use a marker pen, black dust from the hobby shop, a spray can, stucco coloring powder or even that air brush Santa gave you.

Railroads do not have a scrubbed

(Continued on page 6)

(THINK SMALL Continued from page 5)

clean look. They tend to be grungy. Sun and rain fade colors and give wood a gray tone as it ages. Mud and dust soon change the look of a fresh paint job. Give your rolling stock a used look. Check page 100 in the January 2005 **RMC** magazine for some good hints. Toy trains are bright and shiny. Model trains look like they have been out in the world for a while.

Take care. Weathering is fun and addictive. You will find favorite techniques. Share the tricks with your fellow model rails and all of us will smile more.

After your freight cars are weathered you will be ready for the next step. Chalk marks placed by the switching crews were common but short lived. Some major yards wiped off the old marks to avoid confusion. Usually mother nature did the job.

You can buy a variety of marks as dry transfers or decals. A brave few modelers make their own with soft white or black pencils. After your weathering is sealed with dullcote, you place one or two chalk marks on the side of the car. Leave one mark bright and weather the other slightly as you did the test and weight data on the car. The marks were just useful for the next move so they were hastily scribbled on the car at a convenient height. The common white or yellow chalk or charcoal stick for yellow cars gave these marks a very short life.

Here is yet another way to sneak a bit of hobby fun into your life. Does any of your rolling stock carry your personal mark? We freelancers are one up on you prototype modelers. Our locomotives and some of our cars just naturally have road names

and sometimes heralds that are unique. The "Glue & Plaster" is one of a kind. If you feel slighted; you have an easy path to solace. A major industry can have its switcher plus some cars with a name and herald found nowhere else.


Perhaps it is a quirk of human nature; but your own personal mark of iden-

JSL OR JS L

tity usually generates a warm feeling. You can make your own decals or use dry transfer or decal alphabets to place a distinctive identifier on cars and locomotives. Joe's new shay can become the property of Joe Smith Lumber with the herald, shown above, on the tank and "3" on the cab, dome and smokebox.

When you THINK SMALL our hobby expands. There are many SMALL things that add to model railroading fun - snatch a bit of time to enjoy them. Keep your rails shiny.

Bill Williams      The Ancient One



### If You're Going To THINK SMALL---Think Flexible

I don't wish to infringe upon, or in anyway steal thunder from **The Ancient One**, but I am forced to make comment on his 7-9/04 column. Bill recommends using mile posts to mark block boundary gaps. The mile posts are made from lengths of square styrene. Although he does not say just how these posts should be planted, it is assumed that they will be glued into a drilled hole.

It has been my experience that these mile posts in HO can be easily touched while cleaning track and broken off. Now, one solution could be to make the posts out of short lengths of square brass tubing painted white. The brass posts will not break off & the first time you snag a finger on one, and go in for emergency room stitches, you'll remember next time you're cleaning track to watch out for the little devils.

A far better solution is to drill a 1/4" hole, roughly a 1/4" to 3/16" deep at the site of the mile post. Cut your post so it won't quite reach to the bottom of the hole. Fill the hole with silicone sealer. Notch the corner edges of the post near the bottom for "tooth" and insert it into the hole. It will probably be necessary to hold the pole straight and suspended in the hole with a clamp of some sort. Allow a day for the silicone to set.

Now when you touch a mile post, it will give and bend over, alerting you that you've just knocked over another mile post, except this one will then snap right back upright..

This tip came from a clinic by LOU QUARRELL (and if you remember that name, what hair you may still have is a definite gray or white) thirty five years ago when silicone was the newest wonder of the age.

Harold Mentzer

**Redwood Empire Garden Railway Society (REGRS)**, No. 1 gauge, various scales. If you are interested call Ken Brody at (707)526-0195 or e-mail [westie@sonic.net](mailto:westie@sonic.net)

**Napa Valley Model Railroad Historical Society** HO layout. Meets Fridays 7:30 PM at Napa Fairgrounds, 575 Third St., Napa. For information call: Clubhouse (707) 253-8428 or Ron Rogers (707)224-4040 or John Rodgers (707)226-2985. [www.nvmrc.org](http://www.nvmrc.org)

**Lake County Model Railroad Club** HO layout; meets Wednesday at 7:00PM in the old National Guard Building at the Lake County Fairgrounds on Martin Street, Lakeport. Call Mike Ernst at(707)263-4949

**Coastal Valley Lines**, HO modular. Meets 1st Thursday of the month at 7:00 PM at Sam's For Play Café, 2630 Cleveland Ave., Santa Rosa. Call Brad Squires (707) 568-4298 or Don Hanesworth 823-9615  
<http://home.pacbell.net/jrolston/>

**Solano Rail Rats**, HO Scale For information call John Leins (707)422-8266

**CLUB SCHEDULES**

**Vallejo Model Railroad Club** meets each Wednesday evening at 7:00 PM in the Civic Building, Solano County Fairgrounds, 900 Fairgrounds Drive off I-80 and Hwy. 37, in Vallejo. Enter the **Main** gate at the traffic light on Fairgrounds Dr. The Club operates a HO scale layout. Information: (707) 643-1809 (with answering machine) at the club. <http://hometown.aol.com/loggingrr/myhomepage/index.html>

**Sonoma County Model Railroad Society.** SCMRS is relocating. Contact Dave Gibbons at (707)526-2057.

**Humboldt Bay & Eureka**, HO layout, Eureka, CA. Contact David Berriman, P. O. Box 915 Arcata, CA 95518. (707)825-7689.

**Bay Area S Scalers.** Contact Lee Johnson at (925)943-1590.

**North Coast Narrow Gaugers**  
[www.ncng.org](http://www.ncng.org)

**NPC Operators** An On3 operating group meets one Sunday each month. Contact Steve Skold (707)539-1782 or e-mail [SandCSkold@aol.com](mailto:SandCSkold@aol.com)

**Mendocino Coast Model Railroad &**

**Historical Society**, a Fort Bragg area group that promotes the hobby of model railroading. This group meets the 3rd Saturday of each month. At present, HO modules are being constructed. Contact Phil Miller at (707)937-3605 for more information.

**Redwood Empire Live Steamers.** A new group is forming with the goal to build a 7 1/2 inch track facility in a local park. For information, call Don or Ann Bruner Welch at (707)578-4414 or write to PO Box 4594, Santa Rosa, CA 95402  
[www.santarosals.org](http://www.santarosals.org)

**North Coast Live Steamers**, a group, from the Fort Bragg-Willits area, that promotes the hobby of large-scale railroading and other steam related history. Contact Bill Shepard at (707)961-0329.

**Eel River Valley Model Railroaders**, HO Scale layout. Meets each Friday evening at 7:30 P.M. at the Humboldt Co. Fair Grounds, Ferndale, CA. Write to P O Box 950 Fortuna CA 95540 or contact Ron Plies at (707)725-9063 or [rplies@cox.net](mailto:rplies@cox.net) for more information.  
[www.eelrivervalleyrr.org](http://www.eelrivervalleyrr.org)

**O Scale Modular Group** is forming in Santa Rosa. Contact Don Clauder at (707)539-3510



**MEMBERSHIP APPLICATION** 1/03  
REDWOOD EMPIRE DIVISION (RED)  
PACIFIC COAST REGION (PCR)  
NATIONAL MODEL RAILROAD ASSOCIATION (NMRA)

LAST NAME: \_\_\_\_\_ FIRST NAME: \_\_\_\_\_

ADDRESS: \_\_\_\_\_

CITY: \_\_\_\_\_ STATE: \_\_\_\_\_ ZIP: \_\_\_\_\_

TELEPHONE #: \_\_\_\_\_ NMRA # (if a member): \_\_\_\_\_

I want to become a member of the Redwood Empire Division in the Pacific Coast Region of the NMRA. I have checked below the type of membership I desire and have enclosed the proper amount in a check payable to PCR-NMRA.  
I understand that membership in the RED/PCR requires membership in the NMRA.

- |  |   |
|--|---|
| <input type="checkbox"/> RED/PCR and NMRA for one year at \$51.00  | <input type="checkbox"/> RED/PCR only (requires NMRA membership # above) at \$6.00  |
| <input type="checkbox"/> RED/PCR and NMRA for five years at \$240.00   | <input type="checkbox"/> RED/PCR only five years (requires NMRA # above) at \$25.00 |
| <input type="checkbox"/> RED/PCR and NMRA affiliate at \$29.00<br>(No NMRA monthly <i>Bulletin</i> magazine) | <input type="checkbox"/> Check here if this is a renewal PCR #: _____               |
| <input type="checkbox"/> RED/PCR and NMRA Youth (under age 20 ) at \$36.00<br>Date of Birth: _____           |   |

Life memberships in both the NMRA and RED/ PCR are available. Contact Member Services Chairman for actuarial quote. Send application form and remittance to : PCR Member Services, 530 Fig Tree Lane, Martinez, CA 94553. Please allow 3-6 weeks for processing your application.

## COMING DOWN THE LINE

February 13: **Redwood Empire Division** meet in Vallejo. Details are on page 1.

March 6: **Coast Division** meet at Buchser Middle School, Santa Clara.

March 12: **Winterrail**, Stockton.

March 12 & 13: **Woodland Mall Train Show**, Woodland Modular Railroaders.

March 19: **On30 Pacific Coast Conspiracy** meet, Sacramento.

April 15 & 16: **Western Pacific Historical Society Convention**, Tracy.

April 21: **NWP Whistlestop** program, San Rafael.

April 23: **Westside Modelers** meet, Sonora.

April 23 & 24: **Train Show** sponsored by RED at the Apple Blossom Festival in Sebastopol.

April 30 & May 1: **Coastal Valley Lines** train show at Santa Rosa Jr. College. #

May 1: **Redwood Empire Division** meet in Napa.

May 11-15: **Pacific Coast Region Annual Convention**, Concord.


A registration form is in the PCR *Branch Line* newsletter.

July 3-9: **NMRA National Convention**, Cincinnati, OH.

July 17: **Redwood Empire Division** meet in Lakeport.

# Contact information is listed on page 5.

If your club has an event coming up, contact the Editor for inclusion in this list.




### COMPLEMENTARY COPY?

A complementary copy of this CALLBOARD issue is being mailed to all NMRA members who do not belong to the Redwood Empire Division (RED) and Pacific Coast Region (PCR). Also, complimentary copies are distributed to others to keep them up-to-date on local model railroading news and information. If the CALLBOARD issue you are reading is stamped **Complimentary Copy** in the mail label area below, please consider joining the RED (which includes the PCR), and the NMRA if required. A membership application is printed on page 7 and can be used for new members and renewals.

## CALLBOARD

John Rolston, Editor  
240 Chase Street  
Sonoma, CA 95476



## FIRST CLASS