


# THE CALLBOARD

OF THE REDWOOD EMPIRE DIVISION



Visit RED at Website: <http://home.earthlink.net/~campgus/>

July – September 2004

## August Meeting

### Summer Picnic at the Westside Farms

Our summer picnic meeting will be held at Westside Farms as guests of PAM & RON KAISER on Sunday, August 8th. Activities will begin at approximately 11:30 AM.

Westside Farms is located between Healdsburg and Guerneville on 60 acres, includes a lake, and used to be a commercial enterprise. It is a beautiful location to visit, especially with your children and/or grandchildren.

Please bring your favorite picnic lunch; hot coals will be provided if you want to barbecue. Sodas and bottled water will be supplied by RED. Superintendent Nolan Alexander has a few suggestions in his column on page 3 regarding photographs you can bring to share with others.

PAM KAISER will hitch up horses

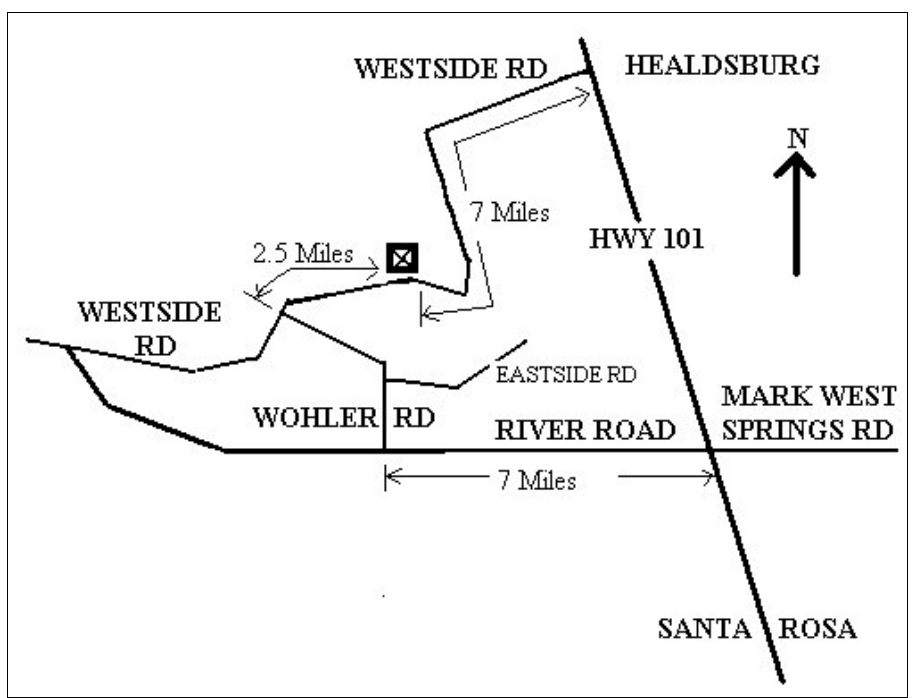
to their wagon and provide rides around the property.

You will also have a chance to see RON KAISER'S new layout featuring the Western Pacific in the Keddie Wye/ Portola/Quincy area. He has finished with the track plan, completed the back drop and will start building shortly.

Driving instructions to the Kaiser's Westside Farms at 7097 Westside Road are: from the south, exit Hwy. 101 north of

Santa Rosa at River Road, go west 7 miles (toward Guerneville) , turn right on Wolher road, cross the one-lane bridge over the Russian River, turn right on Westside Road and go 2.5 miles. There is a "Westside Farms" sign out front across the road from the Kaiser's home. From the north, exit Hwy. 101 at Westside Road in Healdsburg, turn right and follow Westside Road 7 miles to the Kaiser's on the right.

A map is shown below.



## STAFF ROSTER

### DIRECTOR

Ron Plies  
P.O. Box 950, Fortuna, CA 95540  
(707)725-9063  
E-mail: [rlplies@cox.net](mailto:rlplies@cox.net)

### SUPERINTENDENT

Nolan Alexander  
95 Marin Drive, Petaluma, CA 94954  
(707)778-7656  
E-mail: [nolanalexander@msn.com](mailto:nolanalexander@msn.com)

### CHIEF CLERK

Steve Skold  
5306 Yerba Buena Rd, Santa Rosa, CA 95409  
(707)539-1782  
E-mail: [sandcskold@aol.com](mailto:sandcskold@aol.com)

### CONTESTS

Steve Skold  
5306 Yerba Buena Rd, Santa Rosa, CA 95409  
(707)539-1782  
E-mail: [sandcskold@aol.com](mailto:sandcskold@aol.com)

### MEMBERSHIP

Gus Campagna  
PO Box 74, Kentfield, CA 94914  
E-mail: [campgus@earthlink.com](mailto:campgus@earthlink.com)

### TRAIN SHOWS

John Leins  
731 San Marco, Fairfield, CA 94533  
(707) 422-8266

### LAYOUT TOURS

Pat Boyle  
6425 Vine Hill Rd, Sebastopol, CA 95472  
(707) 576-7605  
E-mail: [patnt@sonic.net](mailto:patnt@sonic.net)

### NOMINATIONS

Ed Zakareckis  
2408 Homestead Court  
Fairfield, CA 94533-7137  
(707)425-1159  
E-mail: [ezak@castles.com](mailto:ezak@castles.com)

### ACHIEVEMENT PROGRAM

Harold Mentzer  
102 Berna Avenue, Napa, CA 94559  
(707) 226-5153  
E-mail: [hsmmentzer@aol.com](mailto:hsmmentzer@aol.com)

### ESTATE COUNSELOR

Don Clauder  
305 Garfield Park, Santa Rosa CA, 95409  
(707) 539-3510

### CALLBOARD EDITOR

John Rolston  
240 Chase St., Sonoma CA, 95476  
(707) 938-5478  
E-mail: [jrolston@pacbell.net](mailto:jrolston@pacbell.net)

## DIRECTOR'S REPORT BY RON PLIES

As my good friend Frank would say, "Well, you missed a good one!" if you weren't at the last PCR convention in Napa or the NMRA National convention in Seattle. He used to say this to me when I would miss one of these events hoping to encourage me to be part of the next convention.

One of the tours at Napa was of the Napa Pipe Company where special arrangements were made to show us how a railroad car would be loaded with large pipes. Frank went on to tell me how the members of the Napa Club made models of these cars and sold them as the convention cars. The Napa Pipe Company was given one as a token of appreciation for doing the tour and in turn, because they were so impressed with them, ordered a number of them for their employees. The clinics were the best with a number of our people giving these clinics at the Na-

tional convention in Seattle. We do have some of the best talent right here in the RED and PCR. The Wine Train was a real success and for those who went on the trip, that is all they could talk about afterwards. The banquet had some really good food.

To top it off DON CABRALL was named RED member of the year. All I can say is that it is about time to honor this guy after all the years of service he has given to the RED & PCR.

You should have seen the door prizes, some really good stuff. At the annual meeting on Sunday morning there were enough door prizes left over, from those who did not claim them during the week, to give one to all those who attended (What a country!!). And it goes without saying all those wonderful friendships that were made and/or renewed.

Then Frank went on to talk about

*(Continued on page 3)*



Photo by John Rolston

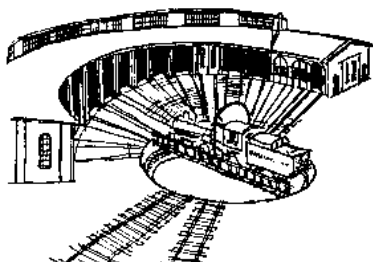
RED Superintendent RON PLIES presenting DON CABRALL (on the left) the RED member of the year award at this year's PCR convention. It was also announced at the convention that Ron was elected to another 2 year term as RED Director.

(DIRECTOR'S REPORT

Continued from page 2)

the national convention in Seattle. Besides all the same things that we did at Napa there were a lot of outstanding layout tours, like Paul Scoles Pelican Bay Layout. Some of the clinics given by our own PCR members were “Conney/Lloyd details make a difference”, “Biondi on backdrop painting”, “Dahlstedt layout design for operations”, “Long/Lloyd benchwork, do it right”, “Nauman MR mechanical design”, “Kaufmann ops for beginners”, “Providenza from track warrants to train orders”, “Mayer cheap & realistic hopper car loads”, “Kolm trackwork basic skills”, “Clark passenger trains”, “Bragdon foam scenery”, “Burgess Yosemite Valley RR in color”, and a guy by the name of “Ron Plies on research”. MARY MOORE CAMPAGNA did a non-rail subject of painting on glass. There were so many other great clinics done by some of the best modelers from all over the world.

Yes Ron, Frank would say, you really missed out on two great conventions. But, not to worry, there will be another one next spring in Concord and we can do it all again.



## From the SUPERINTENDENT BY NOLAN ALEXANDER

It's summer time and that means it is RED picnic time as well. Be sure that you come and join us at the ranch of RON and PAM KAISER for an afternoon of fun, food and great company. Ron will be showing his new model railroad building and Pam has offered to hitch up her team and provide a few wagon rides. We'll have hot coals so bring your favorite barbecue meat and whatever you like to go with it. Of course, if you've been to the national convention in Seattle, bring your pictures for those of us who couldn't go and share your experience. If you've been vacationing and doing a little train chasing then bring those pictures along too!


Since this is a bring-your-own picnic, SHIRLY MENTZER will not be bringing any sandwiches and cookies along in August. Speaking of Shirley, the October meet in Santa Rosa will be the last time you'll be able to buy one of her terrific egg salad or tuna sandwiches. She has decided to retire from the lunch service and I'm looking for someone to take over for her. Anyone interested? Just drop me a line or call me and we can talk about it; my listing is on page 2.

GUS CAMPAGNA tells me that there is a new hobby shop scheduled to open in Petaluma this year. That will be really great for those of us living along the Highway 101 corridor. With **Black Knight Trains** (formerly

Fulton Station) north of Santa Rosa and a new shop in Petaluma we'll be pretty well covered. And, don't forget our own CLARK STEWART with his **W&W Hobbies**; you can get in touch with Clark at [wwhobbies@yahoo.com](mailto:wwhobbies@yahoo.com). I bought an AC5 from Broadway Limited through **W&W Hobbies** and have already put in my order for one of the new Santa Fe 2-10-4s.

I am still looking for ideas from you, the members of RED, about the things you would like to see at the division meets. I received a suggestion about having a time saver module built and having it a every meet. We could practice enough to beat those guys from Daylight and Coast divisions; maybe even get some intramural competition going. Someone else suggested we build a time saver module, but build it in G scale. What do you think? Let me know what kind of activities you want in your division and I'll try to get them for you.

I hope you're having a great summer and lots of railroading time



## CHIEF CLERK' S REPORT

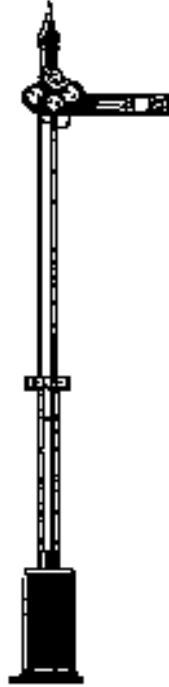
BY STEVE SKOLD

The PCR Convention in Napa is history. There were some great clinics to attend put together by JIM PROVIDENZA and the prototype tours were outstanding thanks to ED ZAKARECKIS. People are still talking about the Napa Pipe tour where they went out of their way to show us a good time. The model contests and photo contests were interesting to see as was the first and hopefully annual non-rail craft show was put on by MARY MOORE CAMPAGNA. Best in Show was CAROL SKOLD's railroad quilt which she is planning on entering at the National Convention in Seattle. Thanks to all the RED members that worked on the convention and those that supported it by attending. RED's man of the year is DON CABRALL. The prestigious John Allen Award was awarded to GUS CAMPAGNA for his many years of work in RED, PCR and NMRA. The award was well deserved.

The May RED meet was held in Vallejo just after the Convention and was a relaxing event after the stress of putting on the convention. Gus filled in for me as I was in Pennsylvania touring Gettysburg. HAROLD MENTZER gave out the door prizes but didn't write down the winners.

The November meet will be at a new venue, the Monroe Hall in Santa Rosa. The date is November 7<sup>th</sup>. SHIRLY MENTZER will be giving us her last hurrah providing sandwiches, coffee and cook-

ies. We will need a new volunteer for this important activity starting with the February meet next year.



## CONTEST/DISPLAY REPORT

BY STEVE SKOLD

There will be no contest at the picnic. If anyone has any picnic cars to display, that would make interesting viewing.

The contest for November will be your favorite model. Please bring it and see if it will become the favorite model of those attending. It can be in any category. This will be sort of a mix and match event.

Also, it's time for RED to have a new contest chairman. We need to spread the work around to more people and to get new ideas. Contact me if you are interested; my listing is on page 2.

## CLASSIFIED ADS

This is where we run classified ads from members and non-members. There is no charge for Redwood Empire Division members to place an ad. Non-members will be asked to pay a nominal charge of \$2.50 for each 4 lines.

### N-Scale Collection

I have accumulated an impressive collection that could be the nucleus of an N scale layout. Will donate it to a new or existing group. A parts list and photos can be provided. Inspection and pickup to be at my Marin county location.

Pat Patton, 1358 Grand Terrace,  
San Rafael, CA 94901  
(415)459-6679

### For Sale HO Scale

Collection of 12+ Union Pacific Rivarossi lightweight passenger cars, all with Kadee body couplers. \$7.50 each or \$75.00 for all of them.

Stewart Benson (707)938-5941

### WANTED

Volunteers to staff the NMRA/PCR/RED membership table at the GATS show in Vallejo on Saturday & Sunday August 14 & 15. Two hour increments available from 11 AM to 5 PM. A free GATS admission ticket is provided.

Contact GUS CAMPAGNA  
(listed on page 2)

# THINK SMALL

Did you read Director RON PLIES report in the April CALLBOARD? I mailed him a note expressing my support for suggestion number 6 in his report (which is to just have a contest display room and give those who entered time to tell how they did it; i.e. make it a type of clinic). Ron is doing a good job. We small thinkers can help. How do you feel about contests and how they are run?

Did you attend the Napa Convention? The one day I was there, the tables in the contest room were nearly bare. Many categories had no entries. People were enjoying clinics where skilled modelers explained methods and answered questions. I support the sharing of this hobby we enjoy.


OK, enough soap-boxing. I will return to SMALL things as advertised.

We need SMALL projects for summer when hobby time must compete with all those big outdoor attractions. There are many SMALL projects that are simple, cheap and improve your layout yet provide good modeling fun. For example:

1. The big railroads mark their miles. The NWP often hung mile markers on telegraph poles adjacent to the tracks. Other railroads use simple wood or concrete posts to display the mile number. This is a bit of scenery usually neglected on our layouts. BUT, mile posts can be very func-

tional! Can you point correctly to the insulated gaps between the power sections of your railroad? Our memories often need help. I have square styrene posts opposite the gaps between sections. They look like concrete mile posts but letters on the sides of the posts tell a most useful story.

"B"  
"H"  
the  
the  
that  
separates "Bodega" section from the "Haystack" section. The feed to the rails splits from Bodega Yard to the turntable complex at the post with "B" on one side and "TT" on the other. If you prefer to number your power sections, the post that pinpoints the junction will look like this



In HO scale I use square styrene to simulate concrete posts. You can buy .125 or .188 inch square strips at the hobby store or weld up square posts a bit over an inch long from scraps that accumulate in the bottom of your box of styrene leftovers. The letters on the posts are black dry transfers. Decals will do the job if you prefer the wet slide process. I find my pseudo mile posts to be quite useful.



2. Do you have sidings or a passing track? On big railroads secondary track looks different. The main track gets most of the ballast, tie replacements and time

spent by the maintenance forces. Side tracks and spurs receive just enough care to avoid derailments. The timetable notes about low maximum speeds and maximum axle loads for certain spurs tell the tale. Secondary track is definitely different.

On our layouts passing sidings and spurs often look just like the adjacent main line track. If you are building or redoing your layout you can use smaller rail and thinner or no cork under the flex track that serves the sidings and spurs. If track laying is past history, do not say "too late". Give the main track a light dusting of fresh ballast. Sift a haze of fine dirt on the passing siding and spurs. Add a few weeds to the ballast on the siding.


Go full throttle with weeds and dirt on seldom used spurs. Light use earns more weeds and ties lost in the mud. Be creative - model an NWP spur. A fine strainer and dry dirt from your yard plus a fog of wet water yields the mud. Turf and weeds are at the hobby store. White glue and water with a bit of dish soap provide the "stickum" to keep it all in place. This job could be split into many quick sessions. You have maximum hobby flexibility for this busy summer season. Have fun. Give that spur a truly neglected look.

3. Look at an employee time table for nearly any railroad. Every place a train might stop to drop a passenger or set out a car has a name listed in the time table. That same place rates a sign next to the track to keep every one

(THINK SMALL Continued from page 5)


oriented. Most of us miss this simple bit of prototype modeling. We give ourselves ten points when we letter a unique sign for a station! Every siding, flag stop and spur is a spot for a location sign unique to your railroad. Common signs were usually a simple white board with the location spelled out with black letters. The mounting on a post or posts might be either horizontal or vertical. A scale 2x12 or 2x14 painted white or a slab of styrene with black letters will make a neat location sign for your railroad.

Do you eat at McDonald' s once in a while ? After you stir your



coffee, slip that odd looking stirring paddle in your pocket. The working end of the device plus rub on or decal letters will make a location sign for your layout.

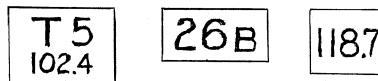
I have a McDonald signpost on my layout at ORE. This location



is just a turnout off the narrow gauge main on the side of a mountain. Trains can continue up grade to ALTO or take the other rails to the switchback that connects with the dual gauge tracks at CANYON where the big mine is located. The turnout on the mountainside is no longer just

uphill and around the bend from GLEN; it has identity. The place is ORE! That simple signboard from McDonald's added a bit of interesting detail to the layout.

4. On most layouts, culverts and bridges have no specific identity. In the real world the track gang needs to know exactly which culvert is plugged or which trestle has lost a bent to a flash flood. Look while railfanning. A white board or a patch of paint with numbers related to milepost numbers will be on each structure. A culvert three tenths of a mile beyond milepost 26 might be numbered 26.3 or 26.30. If there are two trestles between mileposts 26 and 27 their numbers could be 26 A and 26 B or 26.2 and 26.7 if the railroad prefers a decimal system. Tunnels, being very expensive, are less numerous and more likely to be tallied 1, 2 , 3 etc. along the length of the railroad. However, they definitely have numbers. Railroaders will give you directions such as: "Just two bends past tunnel number five is the best fishing hole in the county." We compress distance measurements in our small-scale worlds of miniature tracks and trains. Having identity numbers on




structures can be a subtle trick to support the illusion that we have more railroad somewhere out of sight. It will take just a tiny bit of time to place a patch of white paint or a scrap of styrene adorned with a few numbers on

our bridges and culverts. This project is so simple it is on my list of things to do this summer.

All four projects I have suggested are simple, low tech and easy to break into SMALL jobs needing only a SMALL bit of time. Why not add some of these interesting tidbits along your tracks?

Relax, enjoy the summer. THINK SMALL This hobby should be fun.

Bill Williams The Ancient One



Many of the art items used in this newsletter are courtesy of Ken Houghton Rail Images or came from the website:

[www.rrhistorical.com](http://www.rrhistorical.com)

**Redwood Empire Garden Railway Society (REGRS)**, No. 1 gauge, various scales. If you are interested call Don Herzog (707) 823-3023 (please let the phone ring) or Terry Strom (707)526-0820 or e-mail [rrsteve@pacific.net](mailto:rrsteve@pacific.net)

**Napa Valley Model Railroad Club**, HO layout. Meets Fridays 7:30 PM at Napa Fairgrounds, 575 Third St., Napa. For information call: Clubhouse (707) 253-8428 or Ron Rogers (707)224-4040 or John Rodgers (707)226-2985. [www.nvmrc.org](http://www.nvmrc.org)

**Lake County Model Railroad Club** HO layout; meets Wednesday at 7:00PM in the old National Guard Building at the Lake County Fairgrounds on Martin Street, Lakeport. Call John Grutzmacher (707)279-8026 or Tom Turner (707)262-1407.

**Coastal Valley Lines**, HO modular. Meets 1st Thursday of the month at 7:00 PM at Sam's For Play Café, 2630 Cleveland Ave., Santa Rosa. Call Brad Squires (707) 568-4298 or Don Hanesworth 823-9615 <http://home.pacbell.net/jrolston/>

**Solano Rail Rats**, HO Scale For information call John Leins (707)422-8266

**Vallejo Model Railroad Club** meets

## CLUB SCHEDULES

each Wednesday evening at 7:00 PM in the Civic Building, Solano County Fairgrounds, 900 Fairgrounds Drive off I-80 and Hwy. 37, in Vallejo. Enter via Sage Street/Gate #1. The Club operates a HO scale layout. Information: (707)643-1809 (with answering machine) at the club.

**Sonoma County Model Railroad Society**. SCMRS is relocating. Contact Dave Gibbons at (707)526-2057.

**Humboldt Bay & Eureka**, HO layout, Eureka, CA. Contact David Berriman, P. O. Box 915 Arcata, CA 95518. (707)825-7689.

**Bay Area S Scalers**. Contact Lee Johnson at (925)943-1590.

**North Coast Narrow Gaugers** [www.ncng.org](http://www.ncng.org)

**NPC Operators** An On3 operating group meets one Sunday each month. Contact Steve Skold (707)539-1782 or e-mail [SandCSkold@aol.com](mailto:SandCSkold@aol.com)

**Mendocino Coast Model Railroad & Historical Society**, a Fort Bragg area group that promotes the hobby of model railroading. This group meets


the 3rd Saturday of each month. At present, HO modules are being constructed. Contact Phil Miller at (707)937-3605 for more information.

**Redwood Empire Live Steamers**. A new group is forming with the goal to build a 7 1/2 inch track facility in a local park. For information, call Don or Ann Bruner Welch at (707)578-4414 or write to PO Box 4594, Santa Rosa, CA 95402 [www.santarosals.org](http://www.santarosals.org)

**North Coast Live Steamers**, a group, from the Fort Bragg-Willits area, that promotes the hobby of large-scale railroading and other steam related history. Contact Bill Shepard at (707)961-0329.

**Eel River Valley Model Railroaders**, HO Scale layout. Meets each Friday evening at 7:30 P.M. at the Humboldt Co. Fair Grounds, Ferndale, CA. Write to P O Box 950 Fortuna CA 95540 or contact Ron Plies at (707)725-9063 or [rlplies@cox.net](mailto:rlplies@cox.net) for more information. [www.eelrivervalleyrr.org](http://www.eelrivervalleyrr.org)

**O Scale Modular Group** is forming in Santa Rosa. Contact Don Clauder at (707)539-3510



**MEMBERSHIP APPLICATION** 1/03  
**REDWOOD EMPIRE DIVISION (RED)**  
**PACIFIC COAST REGION (PCR)**  
**NATIONAL MODEL RAILROAD ASSOCIATION (NMRA)**

LAST NAME: \_\_\_\_\_ FIRST NAME: \_\_\_\_\_

ADDRESS: \_\_\_\_\_

CITY: \_\_\_\_\_ STATE: \_\_\_\_\_ ZIP: \_\_\_\_\_

TELEPHONE #: \_\_\_\_\_ NMRA # (if a member): \_\_\_\_\_

I want to become a member of the Redwood Empire Division in the Pacific Coast Region of the NMRA. I have checked below the type of membership I desire and have enclosed the proper amount in a check payable to PCR-NMRA. I understand that membership in the RED/PCR requires membership in the NMRA.

- |  |   |
|--|---|
| <input type="checkbox"/> RED/PCR and NMRA for one year at \$51.00  | <input type="checkbox"/> RED/PCR only (requires NMRA membership # above) at \$6.00  |
| <input type="checkbox"/> RED/PCR and NMRA for five years at \$240.00   | <input type="checkbox"/> RED/PCR only five years (requires NMRA # above) at \$25.00 |
| <input type="checkbox"/> RED/PCR and NMRA affiliate at \$29.00<br>(No NMRA monthly <i>Bulletin</i> magazine) | <input type="checkbox"/> Check here if this is a renewal      PCR #: _____          |
| <input type="checkbox"/> RED/PCR and NMRA Youth (under age 20 ) at \$36.00                                   |   |
- Date of Birth: \_\_\_\_\_

Life memberships in both the NMRA and RED/ PCR are available. Contact Member Services Chairman for actuarial quote. Send application form and remittance to : PCR Member Services, 530 Fig Tree Lane, Martinez, CA 94553. Please allow 3-6 weeks for processing your application.

**COMING DOWN THE LINE**



**EDITOR'S NOTES:**

The October – December CALLBOARD schedule is:

**Staff Meeting:** 7 PM, October 5

**Text Deadline:** October 12

**Mailing:** October 19

**Meeting:** November 7

Submit all articles, calendar items, classified, and/or comments to:

Editor, 240 Chase Street,  
Sonoma, CA 95476  
or send it by e-mail to:  
*jrolston@pacbell.net*

**Send address corrections to:**  
**PCR, 530 Fig Tree Lane**  
**Martinez, CA 94553**

July 25: **Redwood Empire Garden Railway Society (REGRS)** meet at Winston Perry's home, 11 to 4. #

August 8: **Redwood Empire Division** picnic. Details are on page 1.

August 14 & 15: **Coastal Valley Lines** train show at Oakmont Rec. Center, 7902 Oakmont Dr., Santa Rosa, 10-4 #

August 14-15: **GATS** train sale at Solano Co. Fairgrounds, Vallejo. Hours 11-5. See Want Add on page 6.

August 21: **Napa Valley Model Railroad Club** annual swap meet and show, 8-2 #

August 29: **Redwood Empire Garden Railway Society** meet at Bob Guy' s home, 11-4 #

September 1-4: **National Narrow Gauge Convention**, Santa Clara.  
For information go to [www.narrowgauge2004.com](http://www.narrowgauge2004.com)

September 12: **Coast Division** meeting at Bushser Middle School, Santa Clara

September 26: **Redwood Empire Garden Railway Society** meet at Hart Corbett' s home, 11-4 #

November 7: **Redwood Empire Division** meet in Santa Rosa.


# Contact information is listed on page 7.

If your club has an event coming up, contact the Editor for inclusion in this list.

Visit RED at Website: <http://home.earthlink.net/~campgus/>

**CALLBOARD**

John Rolston, Editor  
240 Chase Street  
Sonoma, CA 95476



**FIRST CLASS**