

THE CALLBOARD

OF THE REDWOOD EMPIRE DIVISION

October – December 2002

November Meeting

Ursuline High School
Santa Rosa

The Redwood Empire Division will meet on Sunday, **November 10** at 1:00 PM in the Student Center Building at Ursuline High School in Santa Rosa. **Note that this date is one week later than published in previous *Callboard* issues.**

Two clinics will be presented. The first one will be a slightly different approach to “Car Weighting” by HAROLD MENTZER. The second clinic will be video highlights, edited by JOHN ROLSTON, on “Airbrushing With Acrylic Paints”. Also, PAUL CHRISTENSEN, from the Fulton Station train store, will let us know “What’s new in the hobby shop”.

Everyone will get a free door prize ticket. If you are wearing your division name badge it will be worth an additional free ticket, as will bringing a model (any structure) for the contest display and/or at least one guest. The special door prize, at three

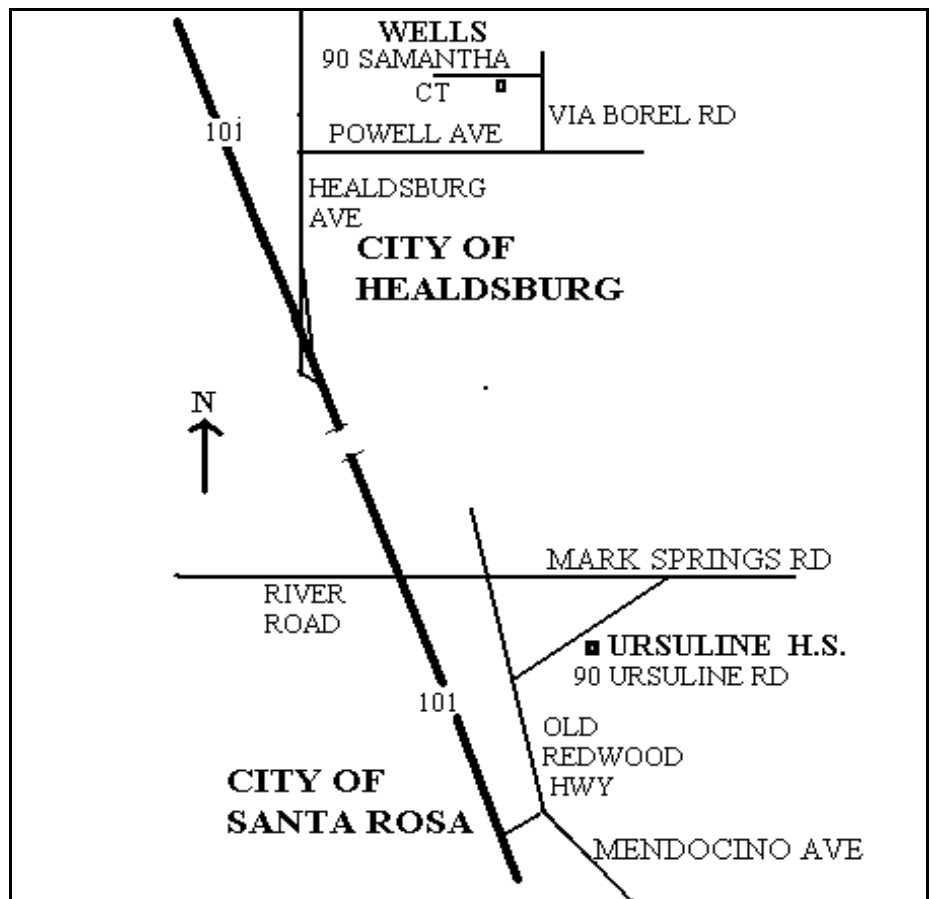
tickets for a dollar, will be a one year subscription (or renewal) to the *Railroad Model Craftsman* magazine.

There will be food, snacks and drinks available for purchase, furnished by SHIRLY MENTZER to satisfy any hungry and/or thirsty railroad enthusiasts.

After our meet, BILL & KITTY

WELLS, who live nearby in Healdsburg, have volunteered to have their O scale railroad operations, with DCC control, open from 3 to 5 PM.

The map below shows the locations of Ursuline High School and the WELL’S home. We hope to see you on Sunday, November 10 before 1 PM.



STAFF ROSTER

DIRECTOR

Ron Plies
P.O. Box 950, Fortuna, CA 95540
(707)725-9063
E-mail: rlplies@cox.net

SUPERINTENDENT

Howard Brown
2321 Sunrise Ave, Santa Rosa, CA 95405
(707) 578-7167
E-mail: howardb@sonic.net

CHIEF CLERK

Pat Boyle
6425 Vine Hill Rd, Sebastopol, CA 95472
(707) 576-7605
E-mail: patnt@sonic.net

CONTESTS

Open

MEMBERSHIP

Mike McSween
2033 McSween Lane, Petaluma, CA 94954
(707) 762-8585

TRAIN SHOWS

John Leins
731 San Marco, Fairfield, CA 94533
(707) 422-8266

LAYOUT TOURS

Open

NOMINATIONS

Ed Zakareckis
2408 Homestead Court
Fairfield, CA 94533-7137
(707)425-1159

ACHIEVEMENT PROGRAM

Harold Mentzer
102 Berna Avenue, Napa, CA 94559
(707) 226-5153
E-mail: HSMentzer@aol.com

ESTATE COUNSELOR

Don Clauder
305 Garfield Park, Santa Rosa CA, 95409
(707) 539-3510

CALLBOARD EDITOR

John Rolston
240 Chase St., Sonoma CA, 95476
(707) 938-5478
E-mail: jrolston@pacbell.net

DIRECTOR'S REPORT BY RON PLIES

Last issue I requested that you, the members of the RED, give me feedback to three questions:

- 1.) What things do you like most about the RED, PCR and NMRA?
- 2.) What things do you like least about the same?
- 3.) What things would you like to change?

I received a response from a person who I feel epitomizes what the organization is all about. The information that he shared showed the kind of wisdom that only a man like this could have. Over the years this gentleman has gone out of his way to make me feel at home in the division and whenever I have had a question he has been right there to answer it. We have in the RED any number of these people who are willing and able to help and share information.

Then it came to me what it is that's so special about the RED. As we used to say up in Washington State, "It's the water" and in this case "It's the people" that make RED so good. I will tell you later who this gentleman is, with his permission of course, but as I read what he had to say, I realized that the RED is what it is today because of top notch people over the years.

We all joined this organization to share the hobby of model railroading. If you have ever come to any of the RED meetings, the PCR conventions or now the PCR discussion web site on Yahoo, you know you will get to share our work with the rest of your peers and take home a lot of information. I think that is the thing that

has always been part of the fun of belonging to a group like this: the joy of sharing models and information.

I don't believe it is any accident that the editor of *Railroad Model Craftsman* magazine is not only a member of the PCR but also the RED. I know over dinner one night this subject came up and he told me that he felt at home with this group and everyone seemed so very friendly. Of all the regions and divisions in the USA, he belongs to this one and this should say something to our membership, should it not??

This is what I found when I joined and was asked to help out with the PCR convention at Ukiah. The first contact I had with the RED leadership, or the PCR for that matter, was with GUS CAMPAGNA when he wrote asking if I would be interested in serving on the committee for the Ukiah convention. Being new to the group, I thought this would be a great way of getting to know the folks of the RED, and to no one's surprise this was true and a lot more. By the way, Gus and his wife Mary are two people, that if you don't know them, you should. I would not be writing this column if it were not for them.

So what am I trying to say? Over the last few years I have been hearing some negative things from the membership; like the dues are too high or it's just a good old boy organization, etc. I don't know about the rest of you but I have not found any of this to be so. Any group is what you make it and we have a lot of good things that we can build on. I know from my involvement I have gotten more out of it than what I put into it. They say that the teacher learns far

(Continued on page 3)

(Director's Report Continued from page 2)

more than his students because of all the studying that goes into getting ready for class. I know that to be true from teaching in a local Jr. College. To paraphrase one of our US Presidents, "Ask not what the RED can do for you, but ask what you can do for the RED". I know if any one of you will step-up and let HOWARD BROWN, GUS CAMPAGNA, HAROLD MENTZER, JOHN ROLSTON, ED ZAKARECKIS, PAT BOYLE, MIKE McSWEEN, STEVE SKOLD, or me know of your interest, I'm sure we can find a place for you to serve.

I would also like to say to the leadership, because of the way Gus asked me to help and got me involved you might like to look at that method and look around at the membership and see if you can invite someone from the rank and file to take a position of leadership. With all of us working together we can preserve what we have and go forward to bring more enjoyment of the hobby to others and ourselves.

I would like very much to hear from all of you regarding those questions I asked at the beginning of this article or anything else you might like to share with me or the group. So write to me at P.O. Box 950, Fortuna, Ca. 95540, or phone (707)725-9063 or e-mail me at rlplies@cox.net and let me know what your thoughts and wishes are for the RED and PCR.

Remember, the RED will be what you make it and you have to put something in, to get something out. This is the Gospel according to Ron, I Ron 1:1-5. Oh yes, there maybe even be more chapters in the future. What a thought!

CHIEF CLERK'S REPORT BY PAT BOYLE

The annual RED picnic meeting was in Sonoma on Sunday August 4. Depot Park is a pleasant retreat just off Sonoma Plaza. A nice group of the usual suspects gathered in a neat shady corner with tables, wide lawns and nearby play areas for the (grand) children.

Next to the 1880 depot museum building is a short track with three pieces of rolling stock: an SP caboose, an SP/UP PFE reefer, and a stock car. The museum staff opened the caboose to explore and children obliged and asked a steady stream of questions: "Why did they sit up so high?" "What was kept in here?" "Did they have train robbers?"


"Who rode in the caboose?" and my favorite: "Where was the television?"

Bob Parmelee from the Sonoma Valley Historical Society discussed the function and operation of the museum. He explained the current displays and speculated on future directions. He then gave a brief overview of the railroads that were constructed and operated in the Sonoma Valley and some of the personalities involved. Responding to a question, he told about an early "prismoidal" railway that was a curious one rail design. He traced its intended route and what little remains of the effort.

The group explored the exhibits, especially the Rand Room with railway artifacts and a library of local rail history.

The group broke up and went to the various attractions in the town. My family headed for **Traintown** for train rides and other amuse-

ments. Fortunately, your clerk had won a **Traintown** ticket from the raffle at the PCR convention in Redding.



EDITOR'S NOTES:

Future CALLBOARD schedules are as follows:

January – March CALLBOARD Staff Meeting: 7 PM, January 14
Text Deadline: January 18
Mailing: January 21
Meeting: February 9

Submit all articles, calendar items, classified, and/or comments to:

Editor, 240 Chase Street,
 Sonoma, CA 95476
 or send it by e-mail to:
jrolston@pacbell.net

Send address corrections to:
PCR, 530 Fig Tree Lane
Martinez, CA 94553



Trivia Corner Answers:
 H F E J D I A G B C

THINK SMALL

DERAILED

All this year THINK SMALL has been derailed. I have neglected wheels and rails - a serious omission. After all, this is a publication for model RAILROADERS. How will I get back on track? How do the twelve inches to the foot railroads handle the problem?

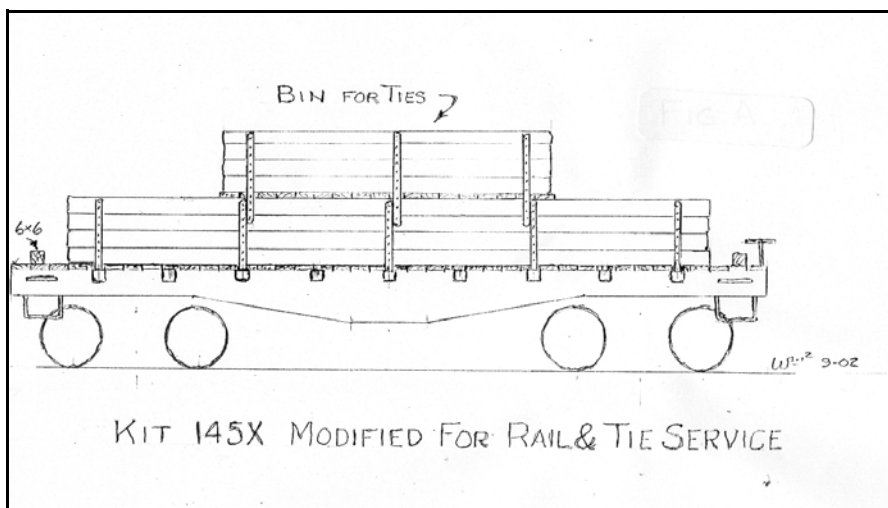
The "Poo Bahs" who wear hats of brass frown when they think about it; but, every railroad needs a relief train to take care of derailments. Sooner or later the smooth cooperation between wheel and rail fails. The need to fix the problem is obvious. A rapid repair is vital. The flow of traffic provides cash that puts beans on the table. Short lines with tight budgets make do with a few decrepit cars to carry jacks, blocks, ropes, tools, track materials, etc. to the scene of the trouble. Most basic is a car to carry some straight rail, a few sound ties and other odds and ends to fix the track.

You wear a hat of brass! You are the owner and general manager of your RAILROAD. Do you have some lengths of rail and sound ties loaded on a car for rapid deployment in case of a derailment? The Rail and Tie car needs to fit no standard pattern since the shop gang will build it from available material. Rails should load and unload easily. Also, the right weight rail should be easy to find. Ties are not so hard to lift so they can ride in an upper berth.

You super detailers in the larger scales are on your own here but the THINK SMALL folks in HO scale can look to the Roundhouse

Kit 145X, that has been around since I was young, for their Rail and Tie car. (Current kits are #1450 to #1460; #1450 is undecorated and the other 9 kits are labeled for various railroads.)

The Flat/Gon is just thirty feet



long. A plus for fitting the Relief Train on a spur in the yard. The kit comes with side boards that plug into stake pockets. Just the ticket to keep a deck load of rails from dribbling off the side as your relief train hurries around a curve. Six by six timbers firmly fastened at the ends of the deck will prevent those rails from swapping cars at sudden stops or up and down grades.

Use leftovers from the kit, your scrap box and some bits of styrene to build a tie box set well above the deck and you are ready for paint and lettering.

You will want lengths of rail for the deck. Straight scraps of code 70 and code 83 will look good but use what you have. Before welded rail was the norm, rail usually came in thirty foot lengths. (Ref: Porter Steam Locomotives

p. 130) Remember, we THINK SMALL folks do cheat. This car wants rail in twenty-seven foot lengths - a 10% selected compression. Ties for the box should be about 6"x 8" or 7"x 9" and 8 or 9 feet long. Treated ties will be the

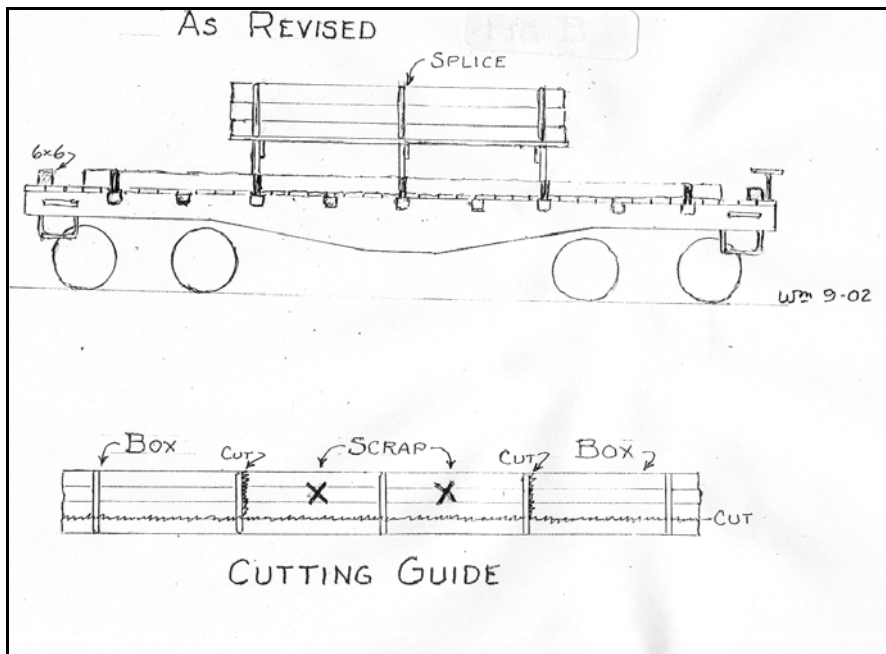
black or dark brown of creosote on most railroads.

Even you youngsters still working for a living have time for this simple kit bash. Why not give it a try with this simple project?

After the Track Gang loaded creosote ties into the elevated bin of the car, Felix the boss gandy dancer had words with Gerhard the car crew's honcho. Sides just one board high would do the job of holding rails on the deck. Then the tie bin could be set lower to ease the lift required for handling ties. Felix spoke up for his crew's backs. A good boss knows how to get a job done with the least strain on his crew. However, I THINK SMALL. My objective is to keep this task simple to tease more of you into the fun of kit bashing. If you know the satisfaction of cus-

(Continued on page 5)

(THINK SMALL Continued from page 4)



tomizing your rolling stock, let Felix guide the bash job and spend a bit more time. After all, you control the options. Cutting down the side boards might cost you an extra ten minutes but it will provide more material for building the tie box.

Simple derailments often mess up a car truck or two and crack some wheels. A Relief Train should carry a few wheels and trucks to get trains rolling after the track is fixed. The car for this chore is a kit bash even simpler to build. The 145X kit with the sides and ends cut down to two boards is just the right size to carry two trucks and four wheel and axle sets. Our simple kit bash has now grown to two cars. Ah yes, there is more. .

Find an old baggage car or box car for tools and small stuff. Add a battered coach or combine to shelter your crew from the hot sun or cold rain. With a bit of paint and

the lettering you desire for your road you will have a Relief Train to take care of problems that occur along the rails.

If you followed me this far you should think about a crane. The "Hook" alone is an interesting model. Just as important, for rail fan appeal, your Relief Train needs a Crane. Everyone will recognize the importance of this emergency unit, always ready to serve your railroad should the need arise. Bachman offers a slick 250 Ton Crane. You folks in HO with heavy power may need that big lift. Tichy has a 120 Ton Crane kit that is a challenge to build but worth every hour when you show it off. If your railroad has a tight budget, think about Walther's 25 Ton Crane. A 25 Ton lift will move stuff much quicker than screw jacks, pulleys and ropes. Kits for the boom car that is needed with a crane are available or you can bash one from a flat car


and parts from a stray box car or caboose.

If your Crane is steam powered, any available small tender can be used to provide fuel and water for the "Hook's" boiler. Fitting a coupler to the tender's front end is the biggest part of the kit bash. A pump and hose reel for fire will add interest; it's your option.

This is where my binge ended. The Relief Train measures 34 inches and the assigned spur track has only 35 inches available. My Relief Train fills its spur near the roundhouse waiting for an engine to take it wherever it is needed. Why don't you make a Relief Train - the call for the "Big Hook" might come at any time.

Assuming all goes well, my crane and its companions will be at the RED meet on November 10th for Show and Tell. If you convince me that I need more cars in the train; extending that spur will be a real problem.

Bill Williams The Ancient One




CLASSIFIED ADS

This is where we run classified ads from members to members. There will be no charge for Redwood Empire Division members to place an ad here. Non-members will be asked to pay a nominal charge of \$2.50 for each 4 lines.

For Sale

Shopcraft bench top bandsaw, model T676020P, 120v, 3.0 amp, 2 extra blades. Motor is noisy.
\$30.00
Bill Williams (707)546-2740

**YOUR
FOR SALE
OR WANTED
ADD
GOES HERE**



Many of the art items used in this newsletter are courtesy of Ken Houghton Rail Images or came from the website www.rrhistorical.com

FULTON STATION

Home

of the

South Fulton Sipping and Switching Society
Model Railroad Supplies, Books and Antiques

HOURS:

Monday – Friday: Noon to 6:00 PM
Saturday: 11:00 AM to 5:00 PM
Sunday: 12:30 PM to 4:30 PM

4754 Old Redwood Highway, Suite 454
In The Larkfield Shopping Center
(Mailing address: PO Box 38)
Santa Rosa, California 95403-1408
(707) 523-3522 (Phone)

Redwood Empire Division on the WWW

Yes, we have a home page too! Just point to <http://home.earthlink.net/~campgus/>. This location has an updated calendar and links to other great railroad interest sites. Check it out !

TRIVIA CORNER By Chuck Paul

The railroad time line: Milestone events have taken place in America rail-roading, that have impacted railroad service in many ways. I have selected a few that caught my attention; but I have listed them out of order. See if you can re-arrange them in chronological order, from the earliest to the most recent. This should be interesting, as it will take some thought. The correct order may surprise you.

- A) Pullman introduces the parlor car. 1. ____
- B) The first electric railway began operation 2. ____
- C) Pacific Fruit Express is organized. 3. ____
- D) The first Transcontinental Railroad is completed. 4. ____
- E) First Railway Post Office went into service. 5. ____
- F) The first Pullman sleeper goes into service. 6. ____
- G) The ICC (Interstate Commerce Commission) is formed. 7. ____
- H) The first locomotive whistle. 8. ____
- I) The first mechanical semaphore placed into service. 9. ____
- J) Steel rail is introduced to replace iron rails. 10. ____

Answers are on page 3

Reprinted from the June, 2002 SLO Trains newsletter, page 7.

CLUB SCHEDULES

Redwood Empire Garden Railway Society, No. 1 gauge, various scales. If you are interested call Don Herzog (707) 823-3023 (please let the phone ring) or Terry Strom (707)526-0820.

Napa Valley Model Railroad Club, HO layout. Meets Fridays 7:30 PM at Napa Fairgrounds, 575 Third St., Napa. For information call: Clubhouse (707) 253-8428 or Ron Rogers (707)224-4040 or John Rodgers (707)226-2985. www.nvmrc.org

Lake County Model Railroad Club, HO modular. Meets Tuesday at 7:00 PM in the old National Guard Building at the Lake County Fairgrounds on Martin Street, Lakeport. Call John Grutzmacher (707)279-8026 or Ron Zawerucha (707) 275-2875.

Coastal Valley Lines, HO modular. Meets 1st Thursday of the month at 7:00 PM at Sam's For Play Café, 2630 Cleveland Ave., Santa Rosa. **Note new time and place.** Call Brad Squires (707) 568-4298 or Don Hanesworth (707) 823-9615 <http://home.pacbell.net/jrolston/>

Vallejo Model Railroad Club meets each Wednesday and Friday evenings, starting at 7:00 PM in the Civic Building, Solano County Fairgrounds, 900 Fairgrounds Drive off I-80 and Hwy. 37, in Vallejo. Enter via Sage Street/ Gate #1. The Club operates both HO and N scales. Information: (707)643-1809 (with answering machine) at the club.

Sonoma County Model Railroad Society. SCMRS is relocating. Contact Dave Gibbons at (707)526-2057.

Humboldt Bay & Eureka, HO layout, Eureka, CA. Contact David Berriman, P. O. Box 915 Arcata, CA 95518. (707)825-7689.

Solano Rail Rats, HO Scale For information call John Leins (707)422-8266

Bay Area S Scalers. Contact Lee Johnson at (925)943-1590.

North Coast Narrow Gaugers www.ncng.org

Redwood Empire O Scale Model Railroad Club. For information call Bill Gallagher (707)584-4680

Mendocino Coast Model Railroad & Historical Society, a Fort Bragg area group that promotes the hobby of model railroading. Construction underway of a historically accurate layout depicting the California Western (Skunk) from Ft. Bragg to Willits. Contact Philip Miller at (707)937-3605

North Coast Live Steamers, a group, from the Fort Bragg-Willits area, that promotes the hobby of large-scale railroading and other steam related history. Contact Bill Shepard at (707)961-0329.

Eel River Valley Model Railroaders, HO Scale layout. Meets each Friday evening at 7:30 P.M. at the Humboldt Co. Fair Grounds, Ferndale, CA. Write to P O Box 950 Fortuna CA 95540 or contact Ron Plies at rlplies@cox.net or (707)725-9063 more information. www.eelrivervalleyrr.org



MEMBERSHIP APPLICATION 9/01
 REDWOOD EMPIRE DIVISION (RED)
 PACIFIC COAST REGION (PCR)
 NATIONAL MODEL RAILROAD ASSOCIATION (NMRA)

LAST NAME: _____ FIRST NAME: _____

ADDRESS: _____

CITY: _____ STATE: _____ ZIP: _____

TELEPHONE #: _____ NMRA # (if a member): _____

I want to become a member of the Redwood Empire Division in the Pacific Coast Region of the NMRA. I have checked below the type of membership I desire and have enclosed the proper amount in a check payable to PCR-NMRA. I understand that membership in the RED/PCR requires membership in the NMRA.

- | | |
|--|---|
| <input type="checkbox"/> RED/PCR and NMRA for one year at \$51.00 | <input type="checkbox"/> RED/PCR only (requires NMRA membership # above) at \$6.00 |
| <input type="checkbox"/> RED/PCR and NMRA for five years at \$235.00 | <input type="checkbox"/> RED/PCR only five years (requires NMRA # above) at \$25.00 |
| <input type="checkbox"/> RED/PCR and NMRA affiliate at \$29.00
(No NMRA monthly <i>Bulletin</i> magazine) | <input type="checkbox"/> Check here if this is a renewal PCR #: _____ |
| <input type="checkbox"/> RED/PCR and NMRA Youth (under age 20) at \$36.00 | |

Date of Birth: _____

Life memberships in both the NMRA and RED/ PCR are available. Contact Member Services Chairman for actuarial quote. Send application form and remittance to : PCR Member Services, 530 Fig Tree Lane, Martinez, CA 94553. Please allow 3-6 weeks for processing your application.

COMING DOWN THE LINE

November 10: **Redwood Empire Division** meet in Santa Rosa. Details are on page 1.

November 9 & 10: **International Railfair** at Placer County Fairgrounds, Roseville. Saturday 10-5; Sunday 10-4.
More information at www.internationalrailfair.com

November 15, 16 & 17: **Shrine Model Railroad Show & Sale** at Kerak Shrine Building, 4935 Energy Way,
Reno, NV. Hours 9 -5. Contact Clyde Lippincott (775)882-4529.

November 16 & 17: **Napa Valley Model Railroad Club** train festival at Napa Fairgrounds. Hours 12-6.
Club information on page 7.

November 22, 23 & 24: **Coastal Valley Lines** train show at Coddington Mall, Santa Rosa.

November 30 & December 1: **Vallejo Model Railroad Club** holiday open house at Solano County Fairgrounds,
Vallejo. Hours 11-4. Club information on page 7.

December 7: **Sierra Division** meet at North Highlands/Antelope Branch Library, Antelope, CA.

December 8: **Coast Division** meet at California School for the Deaf, Fremont, CA.

December 14 & 15: **Napa Valley Model Railroad Club** train festival. See November 16 & 17 listing above.

December 28 & 29: **GATS** train sale at Marin Center, San Rafael. Hours 11-5.


February 9, 2003: **Redwood Empire Division** meet in Napa.

If your club has an event coming up, contact the Editor for inclusion in the CALLBOARD'S **Coming Down the Line** column.

NOTE: All dates and events subject to change or cancellation. Please contact event sponsors for details and confirmation.

CALLBOARD

John Rolston, Editor
240 Chase Street
Sonoma, CA 95476

**FIRST CLASS**